

NACHI



Rolamentos Autocompensadores de Rolos

Tolerância	Página 52
Folga interna	Página 68
Tratamento térmico de estabilização	Página 22

● Modelos e Formatos

Os Rolamentos Autocompensadores de Rolos são particularmente apropriados para aplicações, onde exista desalinhamento proveniente de erro de montagem ou flexão do eixo.

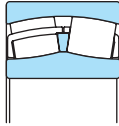


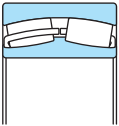
Os Rolamentos Autocompensadores de Rolos NACHI, são

fabricados em uma série de configurações e materiais, dependendo do tipo de aplicação e porte do rolamento.

Ver tabela 1 para formatos de rolos, anéis guia e gaiolas para Rolamentos Autocompensadores de Rolos NACHI.

Esses Rolamentos podem receber cargas radiais e axiais.

Tabela 1. Modelos e Formatos

Série	Tipo	EX	EX1	E	E2	E	AEX	AX	A2X	AX
239						20, 26, 44~/1060		28~40		
230				20~36		38~/1000		20~36	38~48	
240			24~36			38~/600, /670, /800				24~36
231			20~34			36~/800		20~34	36~48	
241			22~32			36~/500				22~34
222		05~30		32	32	34~68	05~30		32	
232			18, 20~30	16, 17, 19		32~/600		20~30	32~40	
213			11~22	04~10, 24				06~22		
223		08~26				28~60	07~26		28, 30	
Perfil										
Rolos		Simétrico		Simétrico		Assimétrico		Assimétrico		
Guia Central		Anel oscilante		Ressalto no anel interno		Ressalto no anel interno		Ressalto no anel interno		
Gaiola		Estampado de aço		Bronze usinado de alta capacidade		Bronze usinado de alta capacidade		Bronze prensado de alta capacidade		



● **Atenção**

- (1) Para aplicações de carga axial pesada, a carga axial F_a não pode exceder 0,6 da carga radial F_r . Se a carga axial exceder 0,6 F_r , consulte a NACHI para maiores informações.
- (2) Para aplicações onde se envolvem cargas variáveis (como aplicações em peneiras vibratórias) ou alta velocidade, consulte a NACHI.
- (3) Em condições de carga muito leve, pode ocorrer movimento de escorregamento, que pode danificar o rolamento. Para evitar isso, os rolamentos devem ser submetidos a cargas superiores a 0,02 Cr (capacidade de carga dinâmica).
- (4) O número coeficiente do material do rolamento é considerado. Levado em conta para a capacidade de carga dinâmica.

* Aplicável somente para rolamento de rolo esférico.



● **Furos e Ranhura de Lubrificação**

O anel externo do Rolamento Autocompensador de Rolos é fabricado com furos de lubrificação e uma ranhura para aplicação de lubrificante.

O anel externo também pode ser fabricado somente com furos para óleo, dependendo dos ajustes, montagem, o condições de uso.

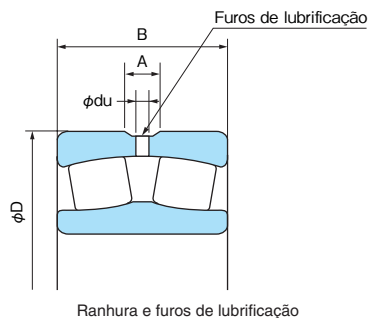
A Tabela 2 indica símbolos para furos e ranhuras de lubrificação.

Diâmetro do furo, largura da ranhura e a contagem dos furos estão de acordo com as tabelas de dimensão.

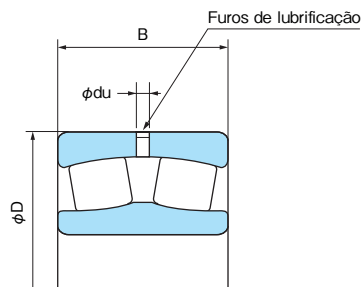
A tecnologia melhorada de tratamento térmico possibilita operações a 200°C sem alterações nas dimensões.

Tabela 2. Furos e Ranhura de Lubrificação

Modificação no anel externo	Sufixo	Exemplo de rolamento
Furos e ranhura de lubrificação	W33	22330E W33
Furos de Lubrificação	W20	22330E W20



Ranhura e furos de lubrificação



Furos de lubrificação

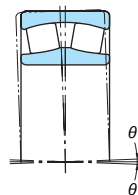
● **Desalinhamento**

O ângulo máximo de desalinhamento admissível é em torno de 2° sob condições normais de uso.

Mas esse ângulo poderá variar com as séries, condições de uso, e estruturas ao seu redor.

Conforme a velocidade de giro for aumentando, rolamentos desalinhados tenderão a gerar maior ruído.

Devido às restrições de ruído, o desalinhamento máximo real em um rolamento, deve ser consideravelmente menor que o desalinhamento máximo permitido.



● **Montagem de rolamentos com furo cônico**

Rolamentos com furo cônico são sempre montados no eixo com um ajuste de interferência.

Para medir essa interferência com o eixo, podem ser usados, o controle do deslocamento axial do anel interno, ou da redução na folga interna devido ao ajuste de interferência.

Normalmente, o controle da redução na folga radial interna é um método mais confiável que o controle do deslocamento axial do anel interno.

Unidade: mm

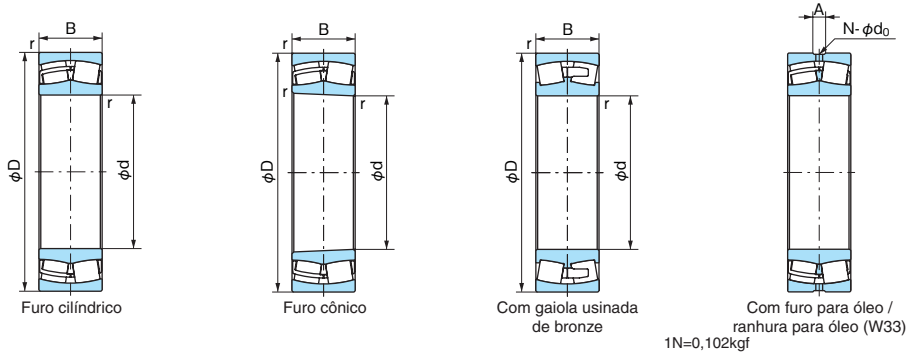
Diâmetro nominal do furo d		Redução na folga radial		Deslocamento axial (1)				Folga interna mínima necessária após a montagem (2) (para faixa de folga inicial).		
				Conicidade						
				Acima de	Inclusive	Máx.	Mín.	1 : 12		1 : 30
24	30	0,015	0,020	0,3	0,35	—	—	0,015	0,020	0,035
30	40	0,020	0,025	0,35	0,4	—	—	0,015	0,025	0,040
40	50	0,025	0,030	0,34	0,45	—	—	0,020	0,030	0,050
50	65	0,030	0,040	0,45	0,6	—	—	0,025	0,035	0,055
65	80	0,040	0,050	0,6	0,75	—	—	0,025	0,040	0,070
80	100	0,045	0,060	0,7	0,9	1,7	2,2	0,035	0,050	0,080
100	120	0,050	0,070	0,75	1,1	1,9	2,7	0,050	0,065	0,100
120	140	0,065	0,090	1,1	1,4	2,7	3,5	0,055	0,080	0,110
140	160	0,075	0,100	1,2	1,6	3,0	4,0	0,055	0,090	0,130
160	180	0,080	0,110	1,3	1,7	3,2	4,2	0,060	0,100	0,150
180	200	0,090	0,130	1,4	2,0	3,5	5,0	0,070	0,100	0,160
200	225	0,100	0,140	1,6	2,2	4,0	5,5	0,080	0,120	0,180
225	250	0,110	0,150	1,7	2,4	4,2	6,0	0,090	0,130	0,200
250	280	0,120	0,170	1,9	2,7	4,7	6,7	0,100	0,140	0,220
280	315	0,130	0,190	2,0	3,0	5,0	7,5	0,110	0,150	0,240
315	355	0,150	0,210	2,4	3,3	6,0	8,2	0,120	0,170	0,260
355	400	0,170	0,230	2,6	3,6	6,5	9,0	0,130	0,190	0,290
400	450	0,200	0,260	3,1	4,0	7,7	10	0,130	0,200	0,310
450	500	0,210	0,280	3,3	4,4	8,2	11	0,160	0,230	0,350
500	560	0,240	0,320	3,7	5,0	9,2	12,5	0,170	0,250	0,360
560	630	0,260	0,350	4,0	5,4	10	13,5	0,200	0,290	0,410
630	710	0,300	0,400	4,6	6,2	11,5	15,5	0,210	0,310	0,450
710	800	0,340	0,450	5,3	7,0	13,3	17,5	0,230	0,350	0,510
800	900	0,370	0,500	5,7	7,8	14,3	19,5	0,270	0,390	0,570
900	1000	0,410	0,550	6,3	8,5	15,8	21	0,300	0,430	0,640
1000	1120	0,450	0,600	6,8	9,0	17	23	0,320	0,480	0,700
1120	1250	0,490	0,650	7,4	9,8	18,5	25	0,340	0,540	0,770

Notas: (1) Os valores são referentes à montagem em eixo sólido. Em caso de eixo oco, deve ser aplicado deslocamento axial maior.

(2) Nos seguintes casos, solicitamos confirmar a folga radial interna após a montagem. - A folga radial inicial é menor que 0,5 x (desvio do diâmetro do furo). - Existe diferença de temperatura entre o anel interno e o anel externo, em funcionamento. A folga interna após a montagem, deve ser maior que esses valores.

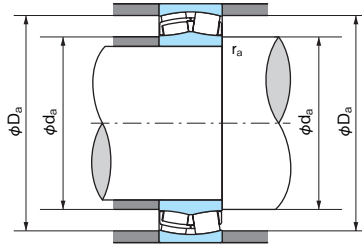
Rolamentos Autocompensadores de Rolos

Diâmetro de Furo: 20~50mm



Dimensões principais (mm)				Identificação do Rolamento		Capacidade de carga dinâmica Cr (N)	Capacidade de carga estática Cor (N)	Limite de rotação (min ⁻¹)	
d	D	B	r (mín.)	Furo cilíndrico	Furo cônico			Lubrificação com graxa	Lubrificação com óleo
20	52	15	1,1	21304E	21304EK	47000	33500	11000	14000
	52	18	1	22205EX	22205EXK	63000	48000	10500	13000
25	52	18	1	22205AEX	22205AEXK	48500	34500	8900	11000
	62	17	1,1	21305E	21305EK	64000	47500	9000	11500
30	62	20	1	22206EX	22206EXK	84500	65000	8500	11000
	62	20	1	22206AEX	22206AEXK	68000	48500	7500	9600
	72	19	1,1	21306E	21306EK	83000	62500	8000	9500
	72	19	1,1	21306AX	21306AXK	73000	50900	6500	8500
35	72	23	1,1	22207EX	22207EXK	112000	88500	7500	9500
	72	23	1,1	22207AEX	22207AEXK	94500	70000	6400	8300
	80	21	1,5	21307E	21307EK	96000	76000	7000	8500
	80	21	1,5	21307AX	21307AXK	89000	63100	6000	7500
40	80	31	1,5	22307AEX	22307AEXK	145000	107000	6000	7700
	80	23	1,1	22208EX	22208EXK	126000	102000	6700	8500
	80	23	1,1	22208AEX	22208AEXK	106000	81000	5700	7300
	90	23	1,5	21308E	21308EK	119000	95500	6000	7500
	90	23	1,5	21308AX	21308AXK	116000	84400	5000	6500
45	90	33	1,5	22308EX	22308EXK	185000	151000	5300	6700
	90	33	1,5	22308AEX	22308AEXK	172000	134000	5200	6700
	85	23	1,1	22209EX	22209EXK	133000	110000	6000	7500
	85	23	1,1	22209AEX	22209AEXK	113000	85500	5300	6800
	100	25	1,5	21309E	21309EK	150000	124000	5000	6300
50	100	25	1,5	21309AX	21309AXK	143000	105000	4500	6000
	100	36	1,5	22309EX	22309EXK	230000	182000	4500	5600
	100	36	1,5	22309AEX	22309AEXK	208000	157000	4700	6100
	90	23	1,1	22210EX	22210EXK	142000	122000	5600	7100
50	90	23	1,1	22210AEX	22210AEXK	119000	93500	4900	6400
	110	27	2	21310E	21310EK	178000	151000	4500	5600
	110	27	2	21310AX	21310AXK	170000	127000	4000	5500
	110	40	2	22310EX	22310EXK	280000	235000	4300	5300
	110	40	2	22310AEX	22310AEXK	254000	205000	4200	5500

Nota: Os sufixos K ou K30 indicam furo cônico (1/12 ou 1/30)



■Carga radial dinâmica equivalente

$P_r = XFr + YFa$

$\frac{Fa}{Fr} \leq e$		$\frac{Fa}{Fr} > e$	
X	Y	X	Y
1	Y_1	0,67	Y_2

Valores de Y_1 , Y_2 e a constante e da tabela.

■Carga radial estática equivalente

$P_{or} = Fr + Y_0Fa$

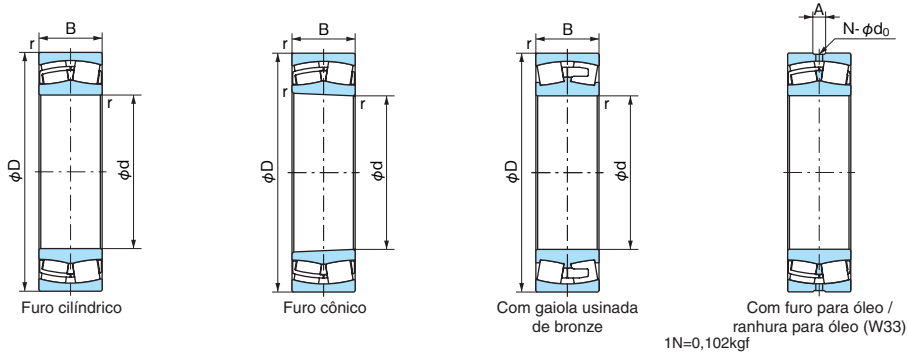
Valores Y_0 da tabela.

Dimensões dos furos e ranhuras de lubrificação			Dimensões internas e de raio (mm)			Constante e	Coeficiente de carga axial			Massa (kg) Furo Cilíndrico (Referência)	Rolamento	
Diâmetro do furo do	Largura da ranhura A	Contagem de furo N	d _a (mín.)	D _a (mín.)	r _a (máx.)		Y ₁	Y ₂	Y ₀		Furo cilíndrico	Furo Cônico
3	6	4	27,0	45,0	1,0	0,31	2,20	3,27	2,15	0,18	21304E	21304EK
3	5	4	30,5	46,5	1,0	0,35	1,91	2,85	1,87	0,19	22205EX	22205EXK
3	5	4	30,5	46,5	1,0	0,43	1,57	2,33	1,53	0,18	22205AEX	22205AEXK
6	6	4	32,0	53,0	1,0	0,28	2,39	3,56	2,34	0,29	21305E	21305EK
3	5	4	35,5	56,5	1,0	0,33	2,04	3,04	2,00	0,30	22206EX	22206EXK
3	5	4	35,5	56,5	1,0	0,40	1,70	2,53	1,66	0,29	22206AEX	22206AEXK
3	5	4	38,0	65,0	1,0	0,27	2,49	3,71	2,43	0,43	21306E	21306EK
3	5	4	38,0	65,0	1,0	0,35	1,95	2,90	1,90	0,43	21306AX	21306AXK
3	6	4	42,0	65,0	1,0	0,32	2,10	3,13	2,06	0,46	22207EX	22207EXK
3	6	4	42,0	65,0	1,0	0,39	1,74	2,60	1,71	0,46	22207AEX	22207AEXK
3	5	4	44,0	71,0	1,5	0,27	2,49	3,71	2,43	0,57	21307E	21307EK
3	5	4	44,0	71,0	1,5	0,33	2,03	3,03	1,99	0,56	21307AX	21307AXK
3	6	4	43,5	71,5	1,5	0,48	1,41	2,10	1,38	0,78	22307AEX	22307AEXK
3	6	4	47,0	73,0	1,0	0,28	2,37	3,53	2,32	0,56	22208EX	22208EXK
3	6	4	47,0	73,0	1,0	0,34	1,99	2,96	1,94	0,56	22208AEX	22208AEXK
3	5	4	50,0	81,0	1,5	0,26	2,55	3,80	2,50	0,78	21308E	21308EK
3	5	4	50,0	81,0	1,5	0,32	2,09	3,11	2,04	0,79	21308AX	21308AXK
4	7	4	48,5	81,5	1,5	0,37	1,83	2,72	1,79	1,07	22308EX	22308EXK
4	7	4	48,5	81,5	1,5	0,43	1,55	2,31	1,54	1,05	22308AEX	22308AEXK
3	6	4	52,0	78,0	1,0	0,26	2,55	3,80	2,50	0,61	22209EX	22209EXK
3	6	4	52,0	78,0	1,0	0,31	2,15	3,21	2,11	0,60	22209AEX	22209AEXK
3	5	4	55,0	92,0	1,5	0,26	2,62	3,90	2,56	1,05	21309E	21309EK
3	5	4	55,0	92,0	1,5	0,31	2,16	3,22	2,11	1,05	21309AX	21309AXK
4	8	4	53,5	91,5	1,5	0,37	1,83	2,72	1,79	1,41	22309EX	22309EXK
4	8	4	53,5	91,5	1,5	0,43	1,57	2,34	1,54	1,41	22309AEX	22309AEXK
3	6	4	57,0	83,0	1,0	0,24	2,79	4,15	2,73	0,65	22210EX	22210EXK
3	6	4	57,0	83,0	1,0	0,29	2,34	3,48	2,28	0,65	22210AEX	22210AEXK
3	5	4	61,0	101,0	2,0	0,25	2,71	4,04	2,65	1,36	21310E	21310EK
3	5	4	61,0	101,0	2,0	0,30	2,24	3,34	2,19	1,36	21310AX	21310AXK
4	8	4	60,0	100,0	2,0	0,36	1,85	2,75	1,81	1,92	22310EX	22310EXK
4	8	4	60,0	100,0	2,0	0,42	1,62	2,42	1,59	1,88	22310AEX	22310AEXK



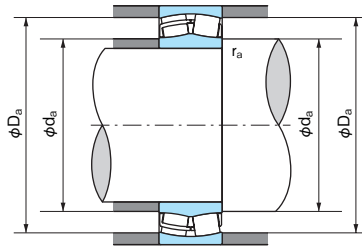
Rolamentos Autocompensadores de Rolos

Diâmetro de Furo: 55~75mm



Dimensões principais (mm)				Identificação do Rolamento		Capacidade de carga dinâmica Cr (N)	Capacidade de carga estática Cor (N)	Limite de rotação (min ⁻¹)	
d	D	B	r (mín.)	Furo cilíndrico	Furo cônico			Lubrificação com graxa	Lubrificação com óleo
55	100	25	1,5	22211EX	22211EXK	171000	144000	5300	6700
	100	25	1,5	22211AEX	22211AEXK	150000	118000	4500	5700
	120	29	2	21311EX1	21311EX1K	200000	165000	4500	5600
	120	29	2	21311AX	21311AXK	206000	171000	4000	5000
	120	43	2	22311EX	22311EXK	325000	263000	3800	4800
	120	43	2	22311AEX	22311AEXK	294000	227000	4000	5100
60	110	28	1,5	22212EX	22212EXK	210000	179000	4800	6000
	110	28	1,5	22212AEX	22212AEXK	179000	144000	4100	5200
	130	31	2,1	21312EX1	21312EX1K	238000	193000	3800	4800
	130	31	2,1	21312AX	21312AXK	228000	192000	3500	4500
	130	46	2,1	22312EX	22312EXK	390000	330000	3600	4500
	130	46	2,1	22312AEX	22312AEXK	340000	275000	3600	4600
65	120	31	1,5	22213EX	22213EXK	246000	209000	4300	5300
	120	31	1,5	22213AEX	22213AEXK	213000	169000	3800	4800
	140	33	2,1	21313EX1	21313EX1K	270000	232000	3600	4500
	140	33	2,1	21313AX	21313AXK	261000	222000	3400	4300
	140	48	2,1	22313EX	22313EXK	415000	355000	3200	4000
	140	48	2,1	22313AEX	22313AEXK	380000	310000	3300	4300
70	125	31	1,5	22214EX	22214EXK	257000	220000	4000	5300
	125	31	1,5	22214AEX	22214AEXK	225000	185000	3600	4600
	150	35	2,1	21314EX1	21314EX1K	310000	260000	3200	4000
	150	35	2,1	21314AX	21314AXK	305000	268000	3000	4000
	150	51	2,1	22314EX	22314EXK	480000	415000	3000	3800
	150	51	2,1	22314AEX	22314AEXK	445000	365000	3100	4000
75	130	31	1,5	22215EX	22215EXK	265000	234000	4000	5000
	130	31	1,5	22215AEX	22215AEXK	234000	191000	3400	4400
	160	37	2,1	21315EX1	21315EX1K	340000	298000	3200	4000
	160	37	2,1	21315AX	21315AXK	325000	286000	2900	3700
	160	55	2,1	22315EX	22315EXK	550000	475000	2800	3600
	160	55	2,1	22315AEX	22315AEXK	495000	415000	2900	3700

Nota: Os sufixos K ou K30 indicam furo cônico (1/12 ou 1/30)



■Carga radial dinâmica equivalente

$P_r = XFr + YFa$

$\frac{Fa}{Fr} \leq e$		$\frac{Fa}{Fr} > e$	
X	Y	X	Y
1	Y_1	0,67	Y_2

Valores de Y_1 , Y_2 e a constante e da tabela.

■Carga radial estática equivalente

$P_{or} = Fr + Y_0Fa$

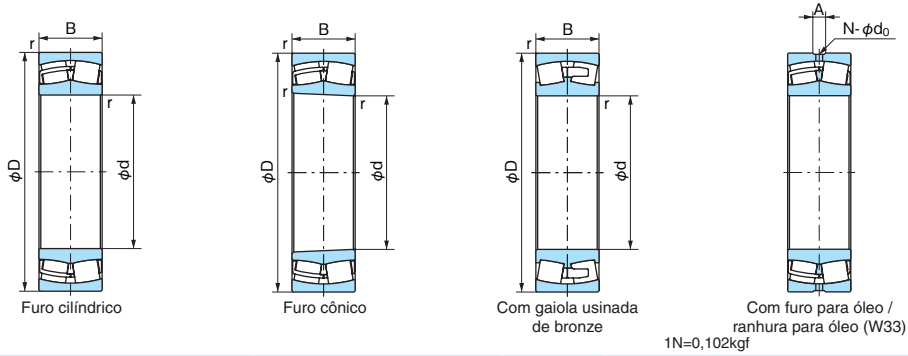
Valores Y_0 da tabela.

Dimensões dos furos e ranhuras de lubrificação			Dimensões internas e de raio (mm)			Constante e	Coeficiente de carga axial			Massa (kg) Furo Cilíndrico (Referência)	Rolamento	
Diâmetro do furo do	Largura da ranhura A	Contagem de furo N	d _a (mín.)	D _a (mín.)	r _a (máx.)		Y ₁	Y ₂	Y ₀		Furo cilíndrico	Furo Cônico
3	6	4	63,5	91,5	1,5	0,24	2,84	4,23	2,78	0,88	22211EX	22211EXK
3	6	4	63,5	91,5	1,5	0,29	2,34	3,48	2,28	0,89	22211AEX	22211AEXK
3	5	4	65,0	110,0	2,0	0,25	2,71	4,03	2,65	1,70	21311EX1	21311EX1K
3	5	4	65,0	110,0	2,0	0,29	2,32	3,45	2,27	1,77	21311AX	21311AXK
4	8	4	65,0	110,0	2,0	0,36	1,85	2,75	1,81	2,40	22311EX	22311EXK
4	8	4	65,0	110,0	2,0	0,43	1,56	2,33	1,53	2,39	22311AEX	22311AEXK
3	6	4	68,5	101,5	1,5	0,25	2,74	4,08	2,68	1,20	22212EX	22212EXK
3	6	4	68,5	101,5	1,5	0,29	2,29	3,41	2,24	1,22	22212AEX	22212AEXK
3	5	4	72,0	118,0	2,0	0,24	2,78	4,14	2,72	2,10	21312EX1	21312EX1K
3	5	4	72,0	118,0	2,0	0,29	2,36	3,52	2,31	2,19	21312AX	21312AXK
4	8	4	72,0	118,0	2,0	0,36	1,86	2,77	1,82	3,05	22312EX	22312EXK
4	8	4	72,0	118,0	2,0	0,41	1,65	2,46	1,62	3,01	22312AEX	22312AEXK
3	6	4	73,5	111,5	1,5	0,25	2,69	4,00	2,63	1,56	22213EX	22213EXK
3	6	4	73,5	111,5	1,5	0,30	2,26	3,36	2,21	1,60	22213AEX	22213AEXK
3	6	4	77,0	128,0	2,0	0,24	2,83	4,21	2,76	2,60	21313EX1	21313EX1K
3	6	4	77,0	128,0	2,0	0,28	2,40	3,57	2,35	2,69	21313AX	21313AXK
4	8	4	77,0	128,0	2,0	0,34	1,98	2,94	1,93	3,67	22313EX	22313EXK
4	8	4	77,0	128,0	2,0	0,39	1,72	2,55	1,68	3,64	22313AEX	22313AEXK
3	6	4	78,5	116,5	1,5	0,24	2,87	4,27	2,80	1,65	22214EX	22214EXK
3	6	4	78,5	116,5	1,5	0,28	2,39	3,55	2,33	1,69	22214AEX	22214AEXK
3	6	4	82,0	138,0	2,0	0,24	2,84	4,23	2,78	3,10	21314EX1	21314EX1K
3	6	4	82,0	138,0	2,0	0,28	2,45	3,64	2,39	3,30	21314AX	21314AXK
5	10	4	82,0	138,0	2,0	0,34	1,98	2,94	1,93	4,45	22314EX	22314EXK
5	10	4	82,0	138,0	2,0	0,40	1,71	2,54	1,67	4,46	22314AEX	22314AEXK
3	6	4	83,5	121,5	1,5	0,22	3,07	4,58	3,01	1,74	22215EX	22215EXK
3	6	4	83,5	121,5	1,5	0,27	2,51	3,73	2,46	1,76	22215AEX	22215AEXK
3	6	4	87,0	148,0	2,0	0,23	2,87	4,27	2,80	3,80	21315EX1	21315EX1K
3	6	4	87,0	148,0	2,0	0,27	2,50	3,72	2,44	3,95	21315AX	21315AXK
5	10	4	87,0	148,0	2,0	0,35	1,95	2,90	1,91	5,44	22315EX	22315EXK
5	10	4	87,0	148,0	2,0	0,39	1,72	2,56	1,68	5,44	22315AEX	22315AEXK



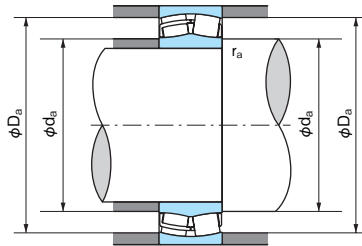
■ Rolamentos Autocompensadores de Rodas

Diâmetro de Furo: 80~95mm



Dimensões principais (mm)				Identificação do Rolamento		Capacidade de carga dinâmica Cr (N)	Capacidade de carga estática Cor (N)	Limite de rotação (min ⁻¹)	
d	D	B	r (mín.)	Furo cilíndrico	Furo cônico			Lubrificação com graxa	Lubrificação com óleo
80	140	33	2	22216EX	22216EXK	299000	269000	3600	4500
	140	33	2	22216AEX	22216AEXK	279000	230000	3200	4100
	140	44,4	2	23216E	23216EK	335000	335000	2200	2900
	170	39	2,1	21316EX1	21316EX1K	380000	339000	3000	3800
	170	39	2,1	21316AX	21316AXK	355000	318000	2800	3500
	170	58	2,1	22316EX	22316EXK	595000	520000	2600	3400
85	170	58	2,1	22316AEX	22316AEXK	550000	465000	2700	3500
	150	36	2	22217EX	22217EXK	355000	320000	3400	4300
	150	36	2	22217AEX	22217AEXK	310000	260000	2800	3800
	150	49,2	2	23217E	23217EK	395000	405000	2100	2700
	180	41	3	21317EX1	21317EX1K	415000	372000	3000	4000
	180	41	3	21317AX	21317AXK	400000	364000	2600	3400
90	180	60	3	22317EX	22317EXK	665000	585000	2400	3200
	180	60	3	22317AEX	22317AEXK	590000	500000	2600	3300
	160	40	2	22218EX	22218EXK	410000	375000	3200	4000
	160	40	2	22218AEX	22218AEXK	360000	310000	2700	3600
	160	52,4	2	23218EX1	23218EX1K	470000	482000	2100	2800
	190	43	3	21318EX1	21318EX1K	460000	410000	2800	3600
95	190	43	3	21318AX	21318AXK	460000	416000	2500	3200
	190	64	3	22318EX	22318EXK	745000	660000	2400	3000
	190	64	3	22318AEX	22318AEXK	690000	585000	2500	3200
	170	43	2,1	22219EX	22219EXK	465000	420000	3000	3800
	170	43	2,1	22219AEX	22219AEXK	410000	360000	2600	3400
	170	55,6	2,1	23219E	23219EK	500000	510000	1900	2400
95	200	45	3	21319EX1	21319EX1K	500000	461000	1800	2300
	200	45	3	21319AX	21319AXK	495000	450000	2300	3000
	200	67	3	22319EX	22319EXK	815000	725000	2200	2800
	200	67	3	22319AEX	22319AEXK	755000	645000	2300	3000

Nota: Os sufixos K ou K30 indicam furo cônico (1/12 ou 1/30)



■Carga radial dinâmica equivalente

$P_r = XFr + YFa$

$\frac{Fa}{Fr} \leq e$		$\frac{Fa}{Fr} > e$	
X	Y	X	Y
1	Y_1	0,67	Y_2

Valores de Y_1 , Y_2 e a constante e da tabela.

■Carga radial estática equivalente

$P_{or} = Fr + Y_0Fa$

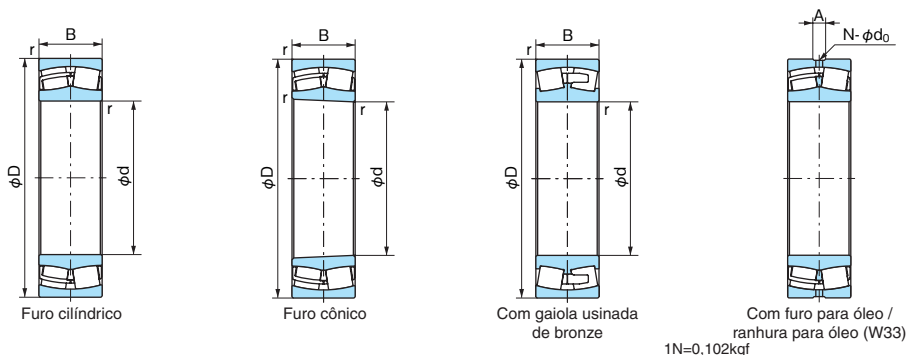
Valores Y_0 da tabela.

Dimensões dos furos e ranhuras de lubrificação			Dimensões internas e de raio (mm)			Constante e	Coeficiente de carga axial			Massa (kg) Furo Cilíndrico (Referência)	Rolamento	
Diâmetro do furo do	Largura da ranhura A	Contagem de furo N	d _a (mín.)	D _a (mín.)	r _a (máx.)		Y ₁	Y ₂	Y ₀		Furo cilíndrico	Furo Cônico
3	6	4	90,0	130,0	2,0	0,22	3,07	4,58	3,01	2,19	22216EX	22216EXK
3	6	4	90,0	130,0	2,0	0,27	2,51	3,74	2,46	2,24	22216AEX	22216AEXK
4	8	4	90,0	130,0	2,0	0,29	2,35	3,50	2,30	2,95	23216E	23216EK
4	8	4	92,0	158,0	2,0	0,23	2,88	4,29	2,82	4,50	21316EX1	21316EX1K
4	8	4	92,0	158,0	2,0	0,26	2,55	3,80	2,50	4,67	21316AX	21316AXK
5	10	4	92,0	158,0	2,0	0,35	1,95	2,90	1,91	6,42	22316EX	22316EXK
5	10	4	92,0	158,0	2,0	0,38	1,75	2,61	1,72	6,43	22316AEX	22316AEXK
4	7	4	95,0	140,0	2,0	0,22	3,01	4,48	2,94	2,75	22217EX	22217EXK
4	7	4	95,0	140,0	2,0	0,27	2,47	3,67	2,41	2,82	22217AEX	22217AEXK
4	8	4	95,0	140,0	2,0	0,30	2,24	3,34	2,19	3,78	23217E	23217EK
4	8	4	99,0	166,0	2,5	0,23	2,89	4,30	2,83	5,30	21317EX1	21317EX1K
4	8	4	99,0	166,0	2,5	0,26	2,55	3,79	2,49	5,52	21317AX	21317AXK
6	11	4	99,0	166,0	2,5	0,33	2,02	3,00	1,97	7,46	22317EX	22317EXK
6	11	4	99,0	166,0	2,5	0,38	1,78	2,65	1,74	7,47	22317AEX	22317AEXK
4	7	4	100,0	150,0	2,0	0,24	2,79	4,15	2,73	3,50	22218EX	22218EXK
4	7	4	100,0	150,0	2,0	0,28	2,42	3,60	2,36	3,56	22218AEX	22218AEXK
5	10	4	100,0	150,0	2,0	0,32	2,14	3,19	2,09	4,57	23218EX1	23218EX1K
4	8	6	104,0	176,0	2,5	0,23	2,91	4,33	2,84	6,10	21318EX1	21318EX1K
4	8	6	104,0	176,0	2,5	0,26	2,55	3,80	2,50	6,45	21318AX	21318AXK
6	11	6	104,0	176,0	2,5	0,34	2,00	2,98	1,96	8,82	22318EX	22318EXK
6	11	6	104,0	176,0	2,5	0,39	1,73	2,57	1,69	8,91	22318AEX	22318AEXK
5	8	4	107,0	158,0	2,0	0,24	2,76	4,11	2,70	4,24	22219EX	22219EXK
5	8	4	107,0	158,0	2,0	0,28	2,38	3,55	2,33	4,35	22219AEX	22219AEXK
5	10	4	107,0	158,0	2,0	0,30	2,24	3,34	2,19	5,46	23219E	23219EK
4	8	6	109,0	186,0	2,5	0,23	2,92	4,35	2,86	7,10	21319EX1	21319EX1K
4	8	6	109,0	186,0	2,5	0,27	2,54	3,79	2,49	7,44	21319AX	21319AXK
6	12	6	109,0	186,0	2,5	0,33	2,02	3,00	1,97	10,2	22319EX	22319EXK
6	12	6	109,0	186,0	2,5	0,39	1,74	2,59	1,70	10,3	22319AEX	22319AEXK



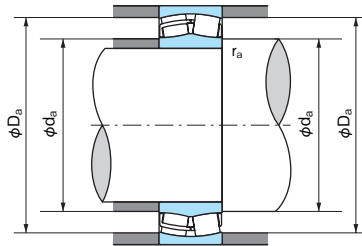
Rolamentos Autocompensadores de Rolos

Diâmetro de Furo: 100~110mm



Dimensões principais (mm)				Identificação do Rolamento		Capacidade de carga dinâmica Cr (N)	Capacidade de carga estática Cor (N)	Limite de rotação (min ⁻¹)	
d	D	B	r (mín.)	Furo cilíndrico	Furo cônico			Lubrificação com graxa	Lubrificação com óleo
100	140	30	1,1	23920E	23920EK	197000	233000	2300	3000
	150	37	1,5	23020E	23020EK	286000	325000	2200	2800
	150	37	1,5	23020AX	23020AXK	267000	298000	2800	3600
	165	52	2	23120EX1	23120EX1K	450000	500000	1700	2600
	165	52	2	23120AX	23120AXK	450000	538000	2200	3000
	180	46	2,1	22220EX	22220EXK	520000	480000	2800	3600
	180	46	2,1	22220AEX	22220AEXK	465000	410000	2500	3200
	180	60,3	2,1	23220EX1	23220EX1K	595000	629000	1900	2500
	180	60,3	2,1	23220AX	23220AXK	575000	599000	2100	2800
	215	47	3	21320EX1	21320EX1K	580000	524000	1600	2200
215	47	3	21320AX	21320AXK	545000	488000	2200	2800	
215	73	3	22320EX	22320EXK	975000	875000	2000	2600	
215	73	3	22320AEX	22320AEXK	890000	775000	2200	2800	
110	170	45	2	23022E	23022EK	415000	475000	2000	2400
	170	45	2	23022AX	23022AXK	415000	478000	2500	3200
	180	56	2	23122EX1	23122EX1K	540000	610000	1800	2400
	180	56	2	23122AX	23122AXK	535000	605000	2000	2700
	180	69	2	24122EX1	24122EX1K30	633000	743000	1800	2400
	180	69	2	24122AX	24122AXK30	620000	654000	1800	2400
	200	53	2,1	22222EX	22222EXK	680000	640000	2600	3200
	200	53	2,1	22222AEX	22222AEXK	605000	550000	2200	2900
	200	69,8	2,1	23222EX1	23222EX1K	750000	793000	1700	2200
	200	69,8	2,1	23222AX	23222AXK	740000	801000	1900	2500
	240	50	3	21322EX1	21322EX1K	675000	635000	1400	1900
	240	50	3	21322AX	21322AXK	655000	601000	2000	2500
	240	80	3	22322EX	22322EXK	1150000	1040000	1900	2400
240	80	3	22322AEX	22322AEXK	1150000	940000	2000	2500	

Nota: Os sufixos K ou K30 indicam furo cônico (1/12 ou 1/30)



■Carga radial dinâmica equivalente

$P_r = XFr + YFa$

$\frac{Fa}{Fr} \leq e$		$\frac{Fa}{Fr} > e$	
X	Y	X	Y
1	Y_1	0,67	Y_2

Valores de Y_1 , Y_2 e a constante e da tabela.

■Carga radial estática equivalente

$P_{0r} = Fr + Y_0Fa$

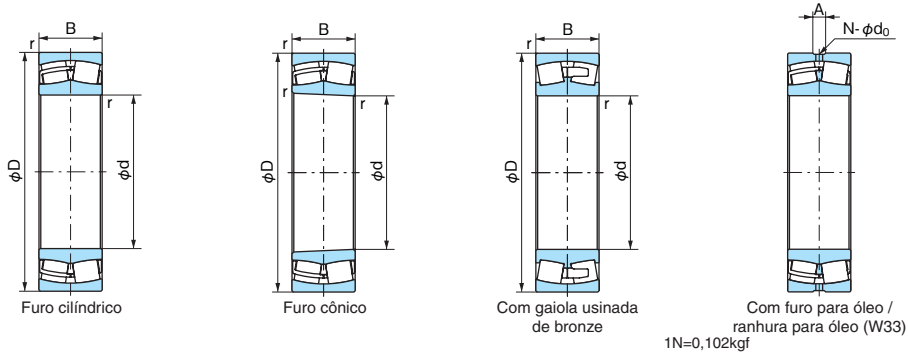
Valores Y_0 da tabela.

Dimensões dos furos e ranhuras de lubrificação			Dimensões internas e de raio (mm)			Constante e	Coeficiente de carga axial			Massa (kg) Furo Cilíndrico (Referência)	Rolamento	
Diâmetro do furo do	Largura da ranhura A	Contagem de furo N	d _a (mín.)	D _a (mín.)	r _a (máx.)		Y ₁	Y ₂	Y ₀		Furo cilíndrico	Furo Cônico
3	8	4	107,0	133,0	1,0	0,20	3,42	5,08	3,34	1,46	23920E	23920EK
4	7	4	117,0	141,0	1,5	0,22	3,01	4,48	2,94	2,33	23020E	23020EK
4	7	4	117,0	141,0	1,5	0,26	2,64	3,93	2,58	2,40	23020AX	23020AXK
5	9	4	110,0	155,0	2,0	0,29	2,33	3,47	2,28	4,49	23120EX1	23120EX1K
5	9	4	110,0	155,0	2,0	0,34	1,98	2,94	1,93	4,70	23120AX	23120AXK
5	8	4	112,0	168,0	2,0	0,25	2,74	4,08	2,68	5,10	22220EX	22220EXK
5	8	4	112,0	168,0	2,0	0,29	2,37	3,52	2,31	5,24	22220AEX	22220AEXK
5	10	4	112,0	168,0	2,0	0,32	2,09	3,11	2,04	6,76	23220EX1	23220EX1K
5	10	4	112,0	168,0	2,0	0,36	1,88	2,80	1,84	6,88	23220AX	23220AXK
4	8	6	114,0	201,0	2,5	0,22	3,02	4,49	2,95	8,70	21320EX1	21320EX1K
4	8	6	114,0	201,0	2,5	0,26	2,62	3,91	2,57	9,06	21320AX	21320AXK
6	12	6	114,0	201,0	2,5	0,35	1,95	2,90	1,91	13,1	22320EX	22320EXK
6	12	6	114,0	201,0	2,5	0,39	1,72	2,57	1,69	13,2	22320AEX	22320AEXK
5	9	4	120,0	160,0	2,0	0,24	2,84	4,23	2,78	3,84	23022E	23022EK
5	9	4	120,0	160,0	2,0	0,28	2,42	3,61	2,37	3,90	23022AX	23022AXK
5	9	4	120,0	170,0	2,0	0,29	2,36	3,51	2,31	5,70	23122EX1	23122EX1K
5	9	4	120,0	170,0	2,0	0,33	2,04	3,03	1,99	5,80	23122AX	23122AXK
6	11	4	120,0	170,0	2,0	0,37	1,84	2,74	1,80	6,89	24122EX1	24122EX1K30
6	11	4	120,0	170,0	2,0	0,37	1,80	2,69	1,76	6,85	24122AX	24122AXK30
5	10	6	122,0	188,0	2,0	0,26	2,64	3,93	2,58	7,36	22222EX	22222EXK
6	10	6	122,0	188,0	2,0	0,29	2,31	3,44	2,26	7,53	22222AEX	22222AEXK
6	11	6	122,0	188,0	2,0	0,34	1,99	2,96	1,94	9,60	23222EX1	23222EX1K
6	11	6	122,0	188,0	2,0	0,38	1,78	2,65	1,74	10,0	23222AX	23222AXK
4	8	6	124,0	226,0	2,5	0,21	3,19	4,75	3,12	11,6	21322EX1	21322EX1K
4	8	6	124,0	226,0	2,5	0,24	2,78	4,14	2,72	12,2	21322AX	21322AXK
6	12	6	124,0	226,0	2,5	0,33	2,03	3,02	1,98	18,1	22322EX	22322EXK
6	12	6	124,0	226,0	2,5	0,38	1,77	2,63	1,73	18,2	22322AEX	22322AEXK



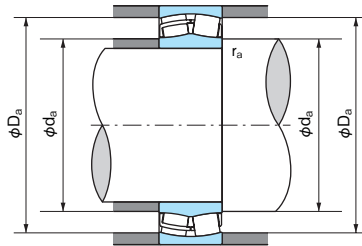
Rolamentos Autocompensadores de Rolos

Diâmetro de Furo: 120~130mm



Dimensões principais (mm)				Identificação do Rolamento		Capacidade de carga dinâmica Cr (N)	Capacidade de carga estática Cor (N)	Limite de rotação (min ⁻¹)	
d	D	B	r (mín.)	Furo cilíndrico	Furo cônico			Lubrificação com graxa	Lubrificação com óleo
120	180	46	2	23024E	23024EK	430000	515000	1800	2200
	180	46	2	23024AX	23024AXK	430000	516000	2300	3000
	180	60	2	24024EX1	24024EX1K30	540000	683000	1700	2300
	180	60	2	24024AX	24024AXK30	540000	627000	1700	2300
	200	62	2	23124EX1	23124EX1K	675000	720000	1600	2200
	200	62	2	23124AX	23124AXK	645000	734000	1800	2400
	200	80	2	24124EX1	24124EX1K30	815000	970000	1600	2200
	200	80	2	24124AX	24124AXK30	780000	850000	1600	2200
	215	58	2,1	22224EX	22224EXK	785000	765000	2400	3000
	215	58	2,1	22224AEX	22224AEXK	700000	650000	2100	2700
	215	76	2,1	23224EX1	23224EX1K	860000	956000	1500	2100
	215	76	2,1	23224AX	23224AXK	860000	962000	1700	2300
130	260	55	3	21324E	21324EK	790000	765000	1300	1600
	260	86	3	22324EX	22324EXK	1250000	1130000	1700	2200
	260	86	3	22324AEX	22324AEXK	1180000	1040000	1800	2300
	180	37	1,5	23926E	23926EK	284000	355000	1800	2300
	200	52	2	23026E	23026EK	555000	660000	1700	2000
	200	52	2	23026AX	23026AXK	560000	664000	2100	2700
	200	69	2	24026EX1	24026EX1K30	710000	900000	1600	2100
	200	69	2	24026AX	24026AXK30	680000	803000	1600	2100
	210	64	2	23126EX1	23126EX1K	690000	799000	1500	2000
	210	64	2	23126AX	23126AXK	705000	827000	1700	2200
	210	80	2	24126EX1	24126EX1K30	840000	1030000	1500	2000
	210	80	2	24126AX	24126AXK30	815000	918000	1500	2000
	230	64	3	22226EX	22226EXK	910000	915000	2200	2600
	230	64	3	22226AEX	22226AEXK	815000	765000	1900	2500
	230	80	3	23226EX1	23226EX1K	980000	1090000	1400	1900
	230	80	3	23226AX	23226AXK	965000	1070000	1600	2100
280	93	4	22326EX	22326EXK	1450000	1340000	1300	1700	
280	93	4	22326AEX	22326AEXK	1370000	1220000	1700	2200	

Nota: Os sufixos K ou K30 indicam furo cônico (1/12 ou 1/30)



■Carga radial dinâmica equivalente

$P_r = XFr + YFa$

$\frac{Fa}{Fr} \leq e$		$\frac{Fa}{Fr} > e$	
X	Y	X	Y
1	Y_1	0,67	Y_2

Valores de Y_1 , Y_2 e a constante e da tabela.

■Carga radial estática equivalente

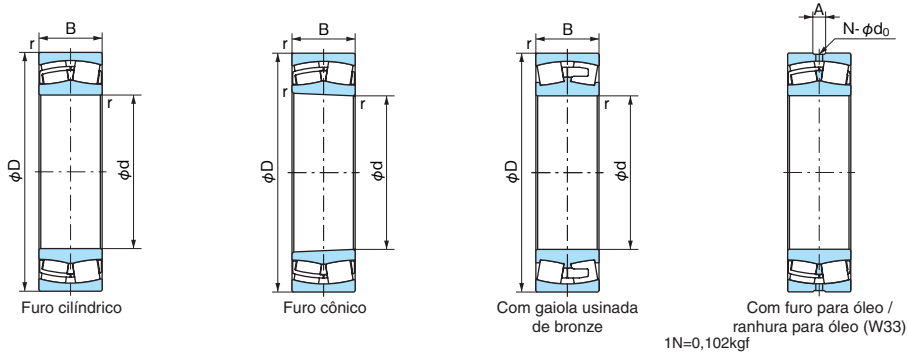
$P_o = Fr + Y_o Fa$

Valores Y_o da tabela.

Dimensões dos furos e ranhuras de lubrificação			Dimensões internas e de raio (mm)			Constante e	Coeficiente de carga axial			Massa (kg) Furo Cilíndrico (Referência)	Rolamento	
Diâmetro do furo do	Largura da ranhura A	Contagem de furo N	d _a (mín.)	D _a (mín.)	r _a (máx.)		Y ₁	Y ₂	Y _o		Furo cilíndrico	Furo Cônico
5	9	4	130,0	170,0	2,0	0,23	2,95	4,39	2,89	4,20	23024E	23024EK
5	9	4	130,0	170,0	2,0	0,27	2,52	3,76	2,47	4,20	23024AX	23024AXK
5	9	4	130,0	170,0	2,0	0,30	2,23	3,32	2,18	5,36	24024EX1	24024EX1K30
5	9	4	130,0	170,0	2,0	0,31	2,21	3,29	2,16	5,26	24024AX	24024AXK30
5	9	6	130,0	190,0	2,0	0,29	2,34	3,49	2,29	7,90	23124EX1	23124EX1K
5	9	6	130,0	190,0	2,0	0,34	2,00	2,99	1,96	8,10	23124AX	23124AXK
6	11	6	130,0	190,0	2,0	0,38	1,78	2,65	1,74	10,1	24124EX1	24124EX1K30
6	11	6	130,0	190,0	2,0	0,39	1,73	2,58	1,69	9,90	24124AX	24124AXK30
5	10	6	132,0	203,0	2,0	0,26	2,60	3,87	2,54	9,28	22224EX	22224EXK
5	10	6	132,0	203,0	2,0	0,30	2,28	3,40	2,23	9,35	22224AEX	22224AEXK
6	13	6	132,0	203,0	2,0	0,34	1,97	2,94	1,93	12,0	23224EX1	23224EX1K
6	13	6	132,0	203,0	2,0	0,39	1,73	2,57	1,69	12,3	23224AX	23224AXK
5	12	6	134,0	246,0	2,5	0,21	3,17	4,72	3,10	15,3	21324E	21324EK
8	14	6	134,0	246,0	2,5	0,33	2,03	3,02	1,98	22,6	22324EX	22324EXK
8	14	6	134,0	246,0	2,5	0,38	1,77	2,64	1,73	22,2	22324AEX	22324AEXK
4	8	4	138,5	171,5	1,5	0,18	3,66	5,46	3,58	2,87	23926E	23926EK
5	10	6	140,0	190,0	2,0	0,24	2,87	4,27	2,80	6,14	23026E	23026EK
5	10	6	140,0	190,0	2,0	0,27	2,50	3,72	2,44	6,10	23026AX	23026AXK
6	11	6	140,0	190,0	2,0	0,32	2,14	3,18	2,09	7,93	24026EX1	24026EX1K30
6	11	6	140,0	190,0	2,0	0,33	2,04	3,04	2,00	7,77	24026AX	24026AXK30
5	9	6	140,0	200,0	2,0	0,28	2,42	3,61	2,37	8,60	23126EX1	23126EX1K
5	9	6	140,0	200,0	2,0	0,30	2,25	3,34	2,20	8,90	23126AX	23126AXK
6	11	6	140,0	200,0	2,0	0,36	1,90	2,83	1,86	10,7	24126EX1	24126EX1K30
6	11	6	140,0	200,0	2,0	0,37	1,83	2,72	1,79	10,5	24126AX	24126AXK30
5	10	6	144,0	216,0	2,5	0,26	2,55	3,80	2,50	11,6	22226EX	22226EXK
5	10	6	144,0	216,0	2,5	0,30	2,22	3,30	2,17	11,6	22226AEX	22226AEXK
6	13	6	144,0	216,0	2,5	0,33	2,05	3,05	2,00	14,2	23226EX1	23226EX1K
6	13	6	144,0	216,0	2,5	0,38	1,78	2,65	1,74	14,5	23226AX	23226AXK
8	16	6	148,0	262,0	3,0	0,33	2,03	3,02	1,98	28,4	22326EX	22326EXK
8	16	6	148,0	262,0	3,0	0,38	1,77	2,64	1,73	27,3	22326AEX	22326AEXK

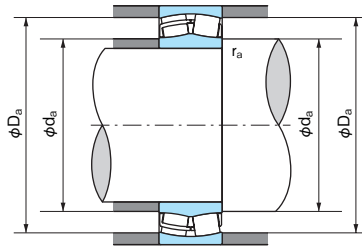
■ Rolamentos Autocompensadores de Rolos

Diâmetro de Furo: 140~150mm



Dimensões principais (mm)				Identificação do Rolamento		Capacidade de carga dinâmica Cr (N)	Capacidade de carga estática Cor (N)	Limite de rotação (min ⁻¹)	
d	D	B	r (mín.)	Furo cilíndrico	Furo cônico			Lubrificação com graxa	Lubrificação com óleo
140	190	37	1,5	23928AX	23928AXK	345000	466000	1700	2200
	210	53	2	23028E	23028EK	585000	710000	1600	1900
	210	53	2	23028AX	23028AXK	580000	711000	2000	2600
	210	69	2	24028EX1	24028EX1K30	720000	920000	1500	2000
	210	69	2	24028AX	24028AXK30	720000	819000	1500	2000
	225	68	2,1	23128EX1	23128EX1K	790000	940000	1400	1900
	225	68	2,1	23128AX	23128AXK	790000	934000	1500	2100
	225	85	2,1	24128EX1	24128EX1K30	950000	1180000	1400	1900
	225	85	2,1	24128AX	24128AXK30	930000	1030000	1400	1900
	250	68	3	22228EX	22228EXK	1050000	1030000	1400	1700
	250	68	3	22228AEX	22228AEXK	945000	890000	1800	2300
250	88	3	23228EX1	23228EX1K	1130000	1290000	1300	1700	
250	88	3	23228AX	23228AXK	1120000	1270000	1500	1900	
300	102	4	22328E	22328EK	1540000	1520000	1100	1500	
300	102	4	22328A2X	22328A2XK	1560000	1540000	1500	2000	
150	210	45	2	23930AX	23930AXK	465000	622000	1600	2000
	225	56	2,1	23030E	23030EK	640000	790000	1400	1800
	225	56	2,1	23030AX	23030AXK	640000	791000	1800	2400
	225	72	2,1	24030EX1	24030EX1K30	815000	1060000	1400	1800
	225	75	2,1	24030AX	24030AXK30	815000	924000	1400	1800
	250	80	2,1	23130EX1	23130EX1K	1000000	1230000	1300	1700
	250	80	2,1	23130AX	23130AXK	1030000	1310000	1400	1900
	250	100	2,1	24130EX1	24130EX1K	1230000	1520000	1300	1700
	250	100	2,1	24130AX	24130AXK30	1120000	1340000	1300	1700
	270	73	3	22230EX	22230EXK	1200000	1200000	1300	1600
	270	73	3	22230AEX	22230AEXK	1060000	1020000	1600	2100
	270	96	3	23230EX1	23230EX1K	1340000	1540000	1200	1600
	270	96	3	23230AX	23230AXK	1320000	1530000	1300	1800
	320	108	4	22330E	22330EK	1770000	1740000	1100	1400
320	108	4	22330A2X	22330A2XK	1720000	1710000	1400	1900	

Nota: Os sufixos K ou K30 indicam furo cônico (1/12 ou 1/30)



■Carga radial dinâmica equivalente

$P_r = XFr + YFa$

$\frac{Fa}{Fr} \leq e$		$\frac{Fa}{Fr} > e$	
X	Y	X	Y
1	Y_1	0,67	Y_2

Valores de Y_1 , Y_2 e a constante e da tabela.

■Carga radial estática equivalente

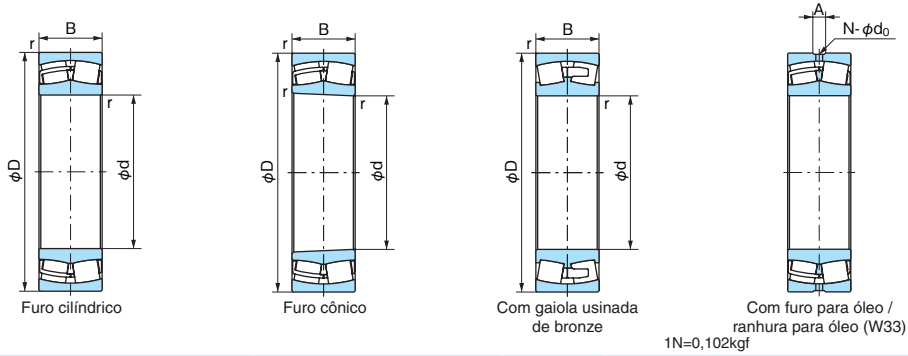
$P_{or} = Fr + Y_0Fa$

Valores Y_0 da tabela.

Dimensões dos furos e ranhuras de lubrificação			Dimensões internas e de raio (mm)			Constante e	Coeficiente de carga axial			Massa (kg) Furo Cilíndrico (Referência)	Rolamento	
Diâmetro do furo do	Largura da ranhura A	Contagem de furo N	d _a (mín.)	D _a (mín.)	r _a (máx.)		Y ₁	Y ₂	Y ₀		Furo cilíndrico	Furo Cônico
4	7	6	148,5	181,5	1,5	0,18	3,79	5,65	3,71	3,13	23928AX	23928AXK
5	10	6	150,0	200,0	2,0	0,23	2,98	4,44	2,91	6,61	23028E	23028EK
5	10	6	150,0	200,0	2,0	0,25	2,75	4,10	2,69	6,70	23028AX	23028AXK
6	11	6	150,0	200,0	2,0	0,30	2,28	3,39	2,23	8,40	24028EX1	24028EX1K30
6	11	6	150,0	200,0	2,0	0,31	2,15	3,20	2,10	8,22	24028AX	24028AXK30
6	11	6	152,0	213,0	2,0	0,28	2,45	3,65	2,40	10,5	23128EX1	23128EX1K
6	11	6	152,0	213,0	2,0	0,30	2,27	3,37	2,22	10,8	23128AX	23128AXK
8	14	6	152,0	213,0	2,0	0,36	1,87	2,79	1,83	13,0	24128EX1	24128EX1K30
8	14	6	152,0	213,0	2,0	0,36	1,87	2,79	1,83	12,7	24128AX	24128AXK30
6	12	6	154,0	236,0	2,5	0,26	2,60	3,87	2,54	13,9	22228EX	22228EXK
6	12	6	154,0	236,0	2,5	0,30	2,26	3,37	2,21	14,8	22228AEX	22228AEXK
8	15	6	154,0	236,0	2,5	0,34	1,99	2,96	1,95	18,8	23228EX1	23228EX1K
8	16	6	154,0	236,0	2,5	0,38	1,78	2,65	1,74	19,3	23228AX	23228AXK
10	22	6	158,0	282,0	3,0	0,37	1,82	2,72	1,78	35,9	22328E	22328EK
10	22	6	158,0	282,0	3,0	0,40	1,69	2,52	1,65	34,5	22328A2X	22328A2XK
5	9	6	200,0	160,0	2,0	0,20	3,44	5,12	3,36	5,01	23930AX	23930AXK
5	11	6	162,0	213,0	2,0	0,22	3,04	4,53	2,97	8,01	23030E	23030EK
5	11	6	162,0	213,0	2,0	0,24	2,79	4,16	2,73	8,20	23030AX	23030AXK
6	11	6	162,0	213,0	2,0	0,30	2,23	3,32	2,18	10,5	24030EX1	24030EX1K
6	11	6	162,0	213,0	2,0	0,32	2,10	3,13	2,06	10,4	24030AX	24030AXK30
6	13	6	162,0	238,0	2,0	0,30	2,24	3,34	2,19	16,2	23130EX1	23130EX1K
6	13	6	162,0	238,0	2,0	0,35	1,95	2,91	1,91	16,7	23130AX	23130AXK
8	14	6	162,0	238,0	2,0	0,38	1,77	2,64	1,73	19,6	24130EX1	24130EX1K
8	14	6	162,0	238,0	2,0	0,38	1,76	2,62	1,72	19,5	24130AX	24130AXK30
6	14	6	164,0	256,0	2,5	0,25	2,69	4,00	2,63	18,9	22230EX	22230EXK
6	14	6	164,0	256,0	2,5	0,29	2,30	3,42	2,25	18,1	22230AEX	22230AEXK
8	15	6	164,0	256,0	2,5	0,34	1,96	2,93	1,92	24,2	23230EX1	23230EX1K
8	15	6	164,0	256,0	2,5	0,40	1,70	2,53	1,66	24,8	23230AX	23230AXK
10	22	6	168,0	302,0	3,0	0,37	1,82	2,70	1,78	43,3	22330E	22330EK
10	22	6	168,0	302,0	3,0	0,40	1,67	2,49	1,63	41,5	22330A2X	22330A2XK

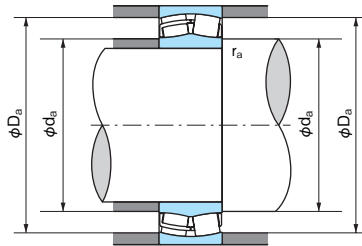
Rolamentos Autocompensadores de Rolos

Diâmetro de Furo: 160~170mm



Dimensões principais (mm)				Identificação do Rolamento		Capacidade de carga dinâmica Cr (N)	Capacidade de carga estática Cor (N)	Limite de rotação (min ⁻¹)	
d	D	B	r (mín.)	Furo cilíndrico	Furo cônico			Lubrificação com graxa	Lubrificação com óleo
160	220	45	2	23932AX	23932AXK	475000	649000	1500	1900
	240	60	2,1	23032E	23032EK	735000	915000	1300	1700
	240	60	2,1	23032AX	23032AXK	735000	917000	1700	2200
	240	80	2,1	24032EX1	24032EX1K30	950000	1280000	1300	1700
	240	80	2,1	24032AX	24032AXK30	915000	1110000	1300	1700
	270	86	2,1	23132EX1	23132EX1K	1180000	1430000	1200	1600
	270	86	2,1	23132AX	23132AXK	1200000	1460000	1300	1700
	270	109	2,1	24132EX1	24132EX1K30	1450000	1810000	1200	1600
	270	109	2,1	24132AX	24132AXK30	1340000	1610000	1200	1600
	290	80	3	22232E	22232EK	1230000	1330000	1200	1500
	290	80	3	22232E2	22232E2K	1230000	1320000	1200	1600
	290	80	3	22232A2X	22232A2XK	1210000	1300000	1500	2000
290	104	3	23232E	23232EK	1500000	1710000	900	1200	
290	104	3	23232A2X	23232A2XK	1460000	1650000	1300	1600	
340	114	4	22332E	22332EK	1950000	1950000	1100	1300	
170	230	45	2	23934AX	23934AXK	490000	691000	1400	1800
	260	67	2,1	23034E	23034EK	880000	1080000	1200	1600
	260	67	2,1	23034AX	23034AXK	880000	1080000	1600	2100
	260	90	2,1	24034EX1	24034EX1K	1120000	1480000	1200	1600
	260	90	2,1	24034AX	24034AXK30	1030000	1320000	1200	1600
	280	88	2,1	23134EX1	23134EX1K	1260000	1530000	1100	1500
	280	88	2,1	23134AX	23134AXK	1260000	1500000	1200	1500
	280	109	2,1	24134AX	24134AXK30	1360000	1650000	1100	1500
	310	86	4	22234E	22234EK	1390000	1510000	1100	1300
	310	110	4	23234E	23234EK	1720000	1970000	900	1200
310	110	4	23234A2X	23234A2XK	1680000	1910000	1200	1500	
360	120	4	22334E	22334EK	2150000	2200000	1000	1200	

Nota: Os sufixos K ou K30 indicam furo cônico (1/12 ou 1/30)



■Carga radial dinâmica equivalente

$P_r = XFr + YFa$

$\frac{Fa}{Fr} \leq e$		$\frac{Fa}{Fr} > e$	
X	Y	X	Y
1	Y_1	0,67	Y_2

Valores de Y_1 , Y_2 e a constante e da tabela.

■Carga radial estática equivalente

$P_{or} = Fr + Y_0Fa$

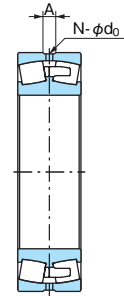
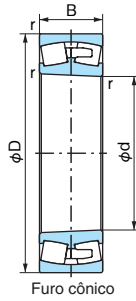
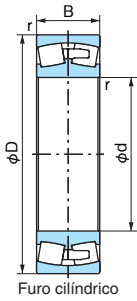
Valores Y_0 da tabela.

Dimensões dos furos e ranhuras de lubrificação			Dimensões internas e de raio (mm)			Constante e	Coeficiente de carga axial			Massa (kg) Furo Cilíndrico (Referência)	Rolamento	
Diâmetro do furo do	Largura da ranhura A	Contagem de furo N	d_a (mín.)	D_a (mín.)	r_a (máx.)		Y_1	Y_2	Y_0		Furo cilíndrico	Furo Cônico
5	10	6	170,0	210,0	2,0	0,19	3,60	5,37	3,52	5,29	23932AX	23932AXK
5	11	6	172,0	228,0	2,0	0,22	3,01	4,48	2,94	9,74	23032E	23032EK
5	11	6	172,0	228,0	2,0	0,24	2,79	4,16	2,73	9,90	23032AX	23032AXK
6	11	6	172,0	228,0	2,0	0,30	2,24	3,34	2,19	12,7	24032EX1	24032EX1K30
6	11	6	172,0	228,0	2,0	0,32	2,12	3,15	2,07	12,4	24032AX	24032AXK30
8	16	6	172,0	258,0	2,0	0,30	2,22	3,30	2,17	20,5	23132EX1	23132EX1K
8	16	6	172,0	258,0	2,0	0,34	1,96	2,91	1,91	21,2	23132AX	23132AXK
10	17	6	172,0	258,0	2,0	0,39	1,74	2,59	1,70	25,5	24132EX1	24132EX1K30
10	17	6	172,0	258,0	2,0	0,39	1,74	2,59	1,70	25,5	24132AX	24132AXK30
6	14	6	174,0	276,0	2,5	0,26	2,57	3,83	2,52	23,7	22232E	22232EK
6	14	6	174,0	276,0	2,5	0,28	2,37	3,53	2,32	24,0	22232E2	22232E2K
6	14	6	174,0	276,0	2,5	0,31	2,20	3,27	2,15	23,8	22232A2X	22232A2XK
10	22	6	174,0	276,0	2,5	0,37	1,82	2,71	1,78	30,4	23232E	23232EK
10	22	6	174,0	276,0	2,5	0,39	1,72	2,56	1,68	30,7	23232A2X	23232A2XK
10	22	6	178,0	322,0	3,0	0,36	1,85	2,75	1,81	51,4	22332E	22332EK
5	10	6	180,0	220,0	2,0	0,18	3,78	5,63	3,70	5,58	23934AX	23934AXK
6	13	6	182,0	248,0	2,0	0,23	2,89	4,31	2,83	13,1	23034E	23034EK
6	13	6	182,0	248,0	2,0	0,27	2,51	3,74	2,45	13,1	23034AX	23034AXK
8	14	6	182,0	248,0	2,0	0,32	2,11	3,15	2,07	17,3	24034EX1	24034EX1K
8	14	6	182,0	248,0	2,0	0,34	2,00	2,97	1,95	17,0	24034AX	24034AXK30
8	16	6	182,0	268,0	2,0	0,29	2,30	3,43	2,25	21,6	23134EX1	23134EX1K
8	16	6	182,0	268,0	2,0	0,34	2,01	3,00	1,97	22,2	23134AX	23134AXK
10	17	6	182,0	268,0	2,0	0,37	1,82	2,70	1,78	26,4	24134AX	24134AXK30
8	18	6	188,0	292,0	3,0	0,29	2,33	3,47	2,28	30,0	22234E	22234EK
10	22	6	188,0	292,0	3,0	0,36	1,85	2,75	1,81	37,0	23234E	23234EK
10	22	6	188,0	292,0	3,0	0,39	1,71	2,54	1,67	37,6	23234A2X	23234A2XK
10	22	6	188,0	342,0	3,0	0,36	1,85	2,75	1,81	60,6	22334E	22334EK



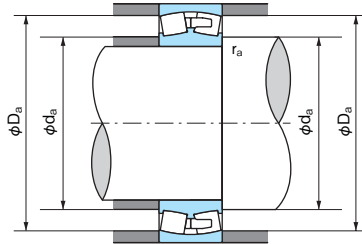
■ Rolamentos Autocompensadores de Rolos

Diâmetro de Furo: 180~200mm



Dimensões principais (mm)				Identificação do Rolamento		Capacidade de carga dinâmica Cr (N)	Capacidade de carga estática Cor (N)	Limite de rotação (min ⁻¹)	
d	D	B	r (mín.)	Furo cilíndrico	Furo cônico			Lubrificação com graxa	Lubrificação com óleo
180	250	52	2	23936AX	23936AXK	665000	939000	1300	1700
	280	74	2,1	23036E	23036EK	1070000	1330000	1200	1500
	280	74	2,1	23036AX	23036AXK	1040000	1280000	1500	1900
	280	100	2,1	24036EX1	24036EX1K	1330000	1760000	1100	1400
	280	100	2,1	24036AX	24036AXK30	1230000	1580000	1100	1400
	300	96	3	23136E	23136EK	1490000	1810000	900	1200
	300	96	3	23136A2X	23136A2XK	1450000	1740000	1200	1500
	300	118	3	24136E	24136EK30	1640000	2040000	900	1200
	320	86	4	22236E	22236EK	1460000	1610000	1100	1300
	320	112	4	23236E	23236EK	1790000	2100000	850	1100
	320	112	4	23236A2X	23236A2XK	1750000	2070000	1200	1500
	380	126	4	22336E	22336EK	2380000	2400000	950	1200
190	260	52	2	23938AX	23938AXK	675000	969000	1200	1600
	290	75	2,1	23038E	23038EK	1080000	1330000	1100	1400
	290	75	2,1	23038A2X	23038A2XK	1080000	1310000	1400	1900
	290	100	2,1	24038E	24038EK30	1420000	1920000	900	1200
	320	104	3	23138E	23138EK	1720000	2120000	850	1100
	320	104	3	23138A2X	23138A2XK	1710000	2090000	1100	1400
	320	128	3	24138E	24138EK30	1900000	2380000	850	1100
	340	92	4	22238E	22238EK	1590000	1740000	1000	1200
	340	120	4	23238E	23238EK	2070000	2450000	800	1000
	340	120	4	23238A2X	23238A2XK	2000000	2370000	1100	1400
	400	132	5	22338E	22338EK	2600000	2670000	900	1100
200	280	60	2,1	23940AX	23940AXK	840000	1190000	1200	1500
	310	82	2,1	23040E	23040EK	1270000	1560000	1000	1300
	310	82	2,1	23040A2X	23040A2XK	1270000	1570000	1300	1700
	310	109	2,1	24040E	24040EK30	1640000	2230000	850	1100
	340	112	3	23140E	23140EK	1950000	2390000	800	1000
	340	112	3	23140A2X	23140A2XK	1900000	2330000	1100	1400
	340	140	3	24140E	24140EK30	2220000	2820000	800	1000
	360	98	4	22240E	22240EK	1810000	1990000	950	1200
	360	128	4	23240E	23240EK	2290000	2750000	800	1000
	360	128	4	23240A2X	23240A2XK	2240000	2680000	1000	1300
	420	138	5	22340E	22340EK	2890000	3000000	850	1000

Nota: Os sufixos K ou K30 indicam furo cônico (1/12 ou 1/30)



■Carga radial dinâmica equivalente

$P_r = XFr + YFa$

$\frac{Fa}{Fr} \leq e$		$\frac{Fa}{Fr} > e$	
X	Y	X	Y
1	Y_1	0,67	Y_2

Valores de Y_1 , Y_2 e a constante e da tabela.

■Carga radial estática equivalente

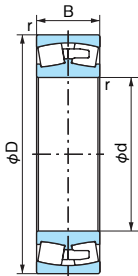
$P_{or} = Fr + Y_0Fa$

Valores Y_0 da tabela.

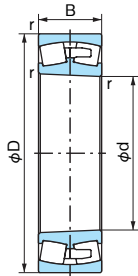
Dimensões dos furos e ranhuras de lubrificação			Dimensões internas e de raio (mm)			Constante e	Coeficiente de carga axial			Massa (kg) Furo Cilíndrico (Referência)	Rolamento	
Diâmetro do furo do	Largura da ranhura A	Contagem de furo N	d _a (mín.)	D _a (mín.)	r _a (máx.)		Y ₁	Y ₂	Y ₀		Furo cilíndrico	Furo Cônico
6	10	6	190,0	240,0	2,0	0,19	3,55	5,29	3,48	8,10	23936AX	23936AXK
8	15	6	192,0	268,0	2,0	0,24	2,84	4,23	2,78	17,4	23036E	23036EK
8	15	6	192,0	268,0	2,0	0,27	2,47	3,67	2,41	17,5	23036AX	23036AXK
8	16	6	192,0	268,0	2,0	0,33	2,04	3,03	1,99	22,7	24036EX1	24036EX1K
8	16	6	192,0	268,0	2,0	0,32	2,12	3,15	2,07	22,5	24036AX	24036AXK30
8	18	6	194,0	286,0	2,5	0,32	2,12	3,15	2,07	27,9	23136E	23136EK
8	18	6	194,0	286,0	2,5	0,33	2,04	3,04	2,00	28,2	23136A2X	23136A2XK
10	22	6	194,0	286,0	2,5	0,39	1,73	2,57	1,69	33,7	24136E	24136EK30
8	18	6	198,0	302,0	3,0	0,28	2,43	3,61	2,37	30,9	22236E	22236EK
10	22	6	198,0	302,0	3,0	0,36	1,87	2,79	1,83	39,4	23236E	23236EK
10	22	6	198,0	302,0	3,0	0,39	1,75	2,61	1,71	39,0	23236A2X	23236A2XK
12	26	6	198,0	362,0	3,0	0,36	1,87	2,78	1,83	70,5	22336E	22336EK
6	10	6	200,0	250,0	2,0	0,18	3,69	5,50	3,61	8,46	23938AX	23938AXK
6	14	6	202,0	278,0	2,0	0,25	2,69	4,00	2,63	18,4	23038E	23038EK
6	14	6	202,0	278,0	2,0	0,26	2,55	3,80	2,50	17,8	23038A2X	23038A2XK
8	18	6	202,0	278,0	2,0	0,34	1,98	2,94	1,93	24,6	24038E	24038EK30
10	22	6	204,0	306,0	2,5	0,32	2,09	3,11	2,04	35,0	23138E	23138EK
10	22	6	204,0	306,0	2,5	0,34	1,96	2,92	1,92	33,5	23138A2X	23138A2XK
12	26	6	204,0	306,0	2,5	0,40	1,68	2,50	1,64	42,0	24138E	24138EK30
8	18	6	208,0	322,0	3,0	0,28	2,39	3,56	2,34	37,2	22238E	22238EK
10	22	6	208,0	322,0	3,0	0,36	1,87	2,79	1,83	48,0	23238E	23238EK
10	22	6	208,0	322,0	3,0	0,39	1,72	2,59	1,68	47,5	23238A2X	23238A2XK
12	26	6	212,0	378,0	4,0	0,36	1,89	2,81	1,85	81,8	22338E	22338EK
6	11	6	212,0	268,0	2,0	0,20	3,44	5,13	3,37	11,9	23940AX	23940AXK
8	18	6	212,0	298,0	2,0	0,26	2,64	3,93	2,58	23,4	23040E	23040EK
8	18	6	212,0	298,0	2,0	0,28	2,45	3,64	2,39	23,3	23040A2X	23040A2XK
10	22	6	212,0	298,0	2,0	0,35	1,95	2,90	1,91	31,2	24040E	24040EK30
10	22	6	214,0	326,0	2,5	0,33	2,06	3,06	2,01	42,7	23140E	23140EK
10	22	6	214,0	326,0	2,5	0,35	1,94	2,83	1,89	42,5	23140A2X	23140A2XK
12	26	6	214,0	326,0	2,5	0,41	1,63	2,43	1,60	52,9	24140E	24140EK30
8	18	6	218,0	342,0	3,0	0,29	2,35	3,50	2,30	44,8	22240E	22240EK
12	26	6	218,0	342,0	3,0	0,37	1,85	2,75	1,80	57,7	23240E	23240EK
12	26	6	218,0	342,0	3,0	0,39	1,71	2,54	1,67	57,0	23240A2X	23240A2XK
12	26	6	222,0	398,0	4,0	0,35	1,93	2,87	1,88	93,7	22340E	22340EK

■ Rolamentos Autocompensadores de Rolos

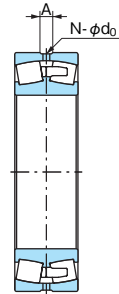
Diâmetro de Furo: 220~260mm



Furo cilíndrico



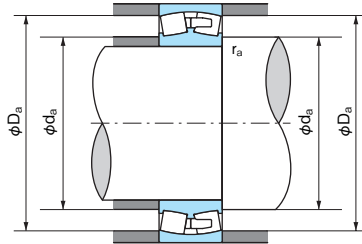
Furo cônico



Com furo para óleo /
ranhura para óleo (W33)
1N=0,102kgf

Dimensões principais (mm)				Identificação do Rolamento		Capacidade de carga dinâmica Cr (N)	Capacidade de carga estática Cor (N)	Limite de rotação (min ⁻¹)	
d	D	B	r (mín.)	Furo cilíndrico	Furo cônico			Lubrificação com graxa	Lubrificação com óleo
220	300	60	2,1	23944E	23944EK	840000	1190000	1000	1300
	340	90	3	23044E	23044EK	1470000	1880000	950	1200
	340	90	3	23044A2X	23044A2XK	1460000	1860000	1200	1600
	340	118	3	24044E	24044EK30	1950000	2670000	800	1000
	370	120	4	23144E	23144EK	2250000	2870000	700	900
	370	120	4	23144A2X	23144A2XK	2210000	2780000	1000	1200
	370	150	4	24144E	24144EK30	2530000	3250000	750	950
	400	108	4	22244E	22244EK	2140000	2380000	850	1000
	400	144	4	23244E	23244EK	2920000	3500000	670	850
460	145	5	22344E	22344EK	3350000	3600000	750	950	
240	320	60	2,1	23948E	23948EK	870000	1260000	950	1200
	360	92	3	23048E	23048EK	1530000	2000000	850	1100
	360	92	3	23048A2X	23048A2XK	1570000	2090000	1100	1500
	360	118	3	24048E	24048EK30	1990000	2800000	700	900
	400	128	4	23148E	23148EK	2610000	3350000	670	850
	400	128	4	23148A2X	23148A2XK	2540000	3250000	900	1100
	400	160	4	24148E	24148EK30	2850000	3700000	670	850
	440	120	4	22248E	22248EK	2630000	2930000	750	950
	440	160	4	23248E	23248EK	3400000	4100000	630	800
500	155	5	22348E	22348EK	3850000	4100000	670	850	
260	360	75	2,1	23952E	23952EK	1240000	1780000	850	1000
	400	104	4	23052E	23052EK	1950000	2530000	800	950
	400	140	4	24052E	24052EK30	2630000	3700000	630	850
	440	144	4	23152E	23152EK	3100000	4000000	600	800
	440	180	4	24152E	24152EK30	3550000	4650000	600	800
	480	130	5	22252E	22252EK	3100000	3500000	670	850
	480	174	5	23252E	23252EK	3950000	4800000	560	750
	540	165	6	22352E	22352EK	4350000	4750000	630	800

Nota: Os sufixos K ou K30 indicam furo cônico (1/12 ou 1/30)



■Carga radial dinâmica equivalente

$P_r = XFr + YFa$

$\frac{Fa}{Fr} \leq e$		$\frac{Fa}{Fr} > e$	
X	Y	X	Y
1	Y_1	0,67	Y_2

Valores de Y_1 , Y_2 e a constante e da tabela.

■Carga radial estática equivalente

$P_{0r} = Fr + Y_0Fa$

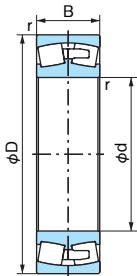
Valores Y_0 da tabela.

Dimensões dos furos e ranhuras de lubrificação			Dimensões internas e de raio (mm)			Constante e	Coeficiente de carga axial			Massa (kg) Furo Cilíndrico (Referência)	Rolamento	
Diâmetro do furo do	Largura da ranhura A	Contagem de furo N	d _a (mín.)	D _a (mín.)	r _a (máx.)		Y ₁	Y ₂	Y ₀		Furo cilíndrico	Furo Cônico
6	12	6	232,0	288,0	2,0	0,18	3,75	5,59	3,67	12,6	23944E	23944EK
8	18	6	234,0	326,0	2,5	0,26	2,64	3,39	2,58	30,7	23044E	23044EK
8	18	6	234,0	326,0	2,5	0,27	2,51	3,74	2,45	30,5	23044A2X	23044A2XK
10	22	6	234,0	326,0	2,5	0,34	1,98	2,95	1,94	40,3	24044E	24044EK30
10	22	6	238,0	352,0	3,0	0,33	2,06	3,07	2,02	54,3	23144E	23144EK
10	22	6	238,0	352,0	3,0	0,34	1,98	2,94	1,93	54,6	23144A2X	23144A2XK
12	26	6	238,0	352,0	3,0	0,41	1,66	2,47	1,62	66,3	24144E	24144EK30
10	22	6	238,0	382,0	3,0	0,29	2,36	3,52	2,31	61,9	22244E	22244EK
12	26	6	238,0	382,0	3,0	0,37	1,83	2,72	1,79	81,4	23244E	23244EK
12	26	6	242,0	438,0	4,0	0,34	2,00	2,98	1,95	119	22344E	22344EK
6	12	6	252,0	308,0	2,0	0,17	3,95	5,87	3,86	13,7	23948E	23948EK
8	18	6	254,0	346,0	2,5	0,24	2,76	4,11	2,70	33,5	23048E	23048EK
8	18	6	254,0	346,0	2,5	0,27	2,53	3,77	2,47	33,5	23048A2X	23048A2XK
10	22	6	254,0	346,0	2,5	0,32	2,10	3,13	2,05	43,3	24048E	24048EK30
12	26	6	258,0	382,0	3,0	0,32	2,13	3,17	2,08	66,6	23148E	23148EK
12	26	6	258,0	382,0	3,0	0,33	2,02	3,00	1,97	68,5	23148A2X	23148A2XK
12	26	6	258,0	382,0	3,0	0,40	1,69	2,51	1,65	81,6	24148E	24148EK30
10	22	6	258,0	422,0	3,0	0,28	2,37	3,53	2,32	82,8	22248E	22248EK
12	26	6	258,0	422,0	3,0	0,37	1,80	2,68	1,76	109	23248E	23248EK
12	26	6	262,0	487,0	4,0	0,34	2,00	2,98	1,96	151	22348E	22348EK
8	14	6	272,0	348,0	2,0	0,19	3,54	5,27	3,46	23,7	23952E	23952EK
10	22	6	278,0	382,0	3,0	0,25	2,66	3,97	2,61	48,9	23052E	23052EK
12	26	6	278,0	382,0	3,0	0,34	1,98	2,94	1,93	65,7	24052E	24052EK30
12	26	6	278,0	422,0	3,0	0,33	2,06	3,06	2,01	92	23152E	23152EK
15	32	6	278,0	422,0	3,0	0,42	1,59	2,37	1,56	113	24152E	24152EK30
12	26	6	282,0	458,0	4,0	0,28	2,40	3,57	2,34	107	22252E	22252EK
15	32	6	282,0	458,0	4,0	0,38	1,78	2,65	1,74	142	23252E	23252EK
15	32	8	288,0	512,0	5,0	0,33	2,04	3,03	1,99	187	22352E	22352EK

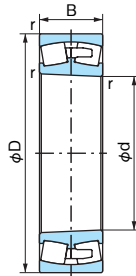


Rolamentos Autocompensadores de Rolos

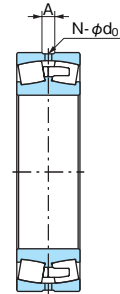
Diâmetro de Furo: 280~340mm



Furo cilíndrico



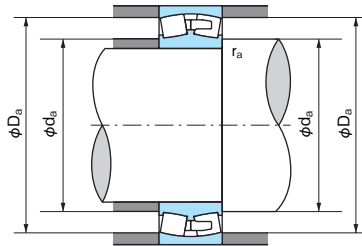
Furo cônico



Com furo para óleo /
ranhura para óleo (W33)
1N=0,102kgf

Dimensões principais (mm)				Identificação do Rolamento		Capacidade de carga dinâmica Cr (N)	Capacidade de carga estática Cor (N)	Limite de rotação (min ⁻¹)	
d	D	B	r (mín.)	Furo cilíndrico	Furo cônico			Lubrificação com graxa	Lubrificação com óleo
280	380	75	2,1	23956E	23956EK	1260000	1840000	800	950
	420	106	4	23056E	23056EK	2030000	2720000	710	900
	420	140	4	24056E	24056EK30	2680000	3900000	600	800
	460	146	5	23156E	23156EK	3200000	4200000	560	750
	460	180	5	24156E	24156EK30	3550000	4800000	560	750
	500	130	5	22256E	22256EK	3200000	3700000	630	800
	500	176	5	23256E	23256EK	4150000	5200000	530	670
	580	175	6	22356E	22356EK	4950000	5450000	560	710
300	420	90	3	23960E	23960EK	1740000	2520000	710	900
	460	118	4	23060E	23060EK	2500000	3300000	670	850
	460	160	4	24060E	24060EK30	3350000	4850000	560	710
	500	160	5	23160E	23160EK	3650000	4750000	530	670
	500	200	5	24160E	24160EK30	4450000	6100000	530	670
	540	140	5	22260E	22260EK	3700000	4300000	600	750
	540	192	5	23260E	23260EK	4950000	6250000	480	630
	620	185	7,5	22360E	22360EK	5500000	6050000	520	650
320	440	90	3	23964E	23964EK	1770000	2610000	670	850
	480	121	4	23064E	23064EK	2590000	3500000	630	800
	480	160	4	24064E	24064EK30	3400000	5100000	530	670
	540	176	5	23164E	23164EK	4350000	5700000	480	600
	540	218	5	24164E	24164EK30	5050000	6900000	480	600
	580	150	5	22264E	22264EK	4250000	4900000	550	680
	580	208	5	23264E	23264EK	5600000	7200000	450	600
340	460	90	3	23968E	23968EK	1830000	2790000	630	800
	520	133	5	23068E	23068EK	3150000	4300000	560	710
	520	180	5	24068E	24068EK30	4100000	6050000	480	600
	580	190	5	23168E	23168EK	5150000	6750000	450	560
	580	243	5	24168E	24168EK30	6050000	8300000	450	560
	620	165	6	22268E	22268EK	5600000	6850000	500	620
	620	224	6	23268E	23268EK	6300000	8000000	400	530

Nota: Os sufixos K ou K30 indicam furo cônico (1/12 ou 1/30)



■Carga radial dinâmica equivalente

$P_r = XFr + YFa$

$\frac{Fa}{Fr} \leq e$		$\frac{Fa}{Fr} > e$	
X	Y	X	Y
1	Y_1	0,67	Y_2

Valores de Y_1 , Y_2 e a constante e da tabela.

■Carga radial estática equivalente

$P_o = Fr + Y_o Fa$

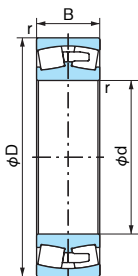
Valores Y_o da tabela.

Dimensões dos furos e ranhuras de lubrificação			Dimensões internas e de raio (mm)			Constante e	Coeficiente de carga axial			Massa (kg) Furo Cilíndrico (Referência)	Rolamento	
Diâmetro do furo do	Largura da ranhura A	Contagem de furo N	d _a (mín.)	D _a (mín.)	r _a (máx.)		Y ₁	Y ₂	Y _o		Furo cilíndrico	Furo Cônico
8	14	6	292,0	368,0	2,0	0,18	3,75	5,59	3,67	24,9	23956E	23956EK
10	22	6	298,0	402,0	3,0	0,24	2,79	4,15	2,73	52,7	23056E	23056EK
12	26	6	298,0	402,0	3,0	0,32	2,09	3,11	2,04	69,6	24056E	24056EK30
12	26	6	302,0	438,0	4,0	0,32	2,12	3,15	2,07	98,4	23156E	23156EK
15	32	6	302,0	438,0	4,0	0,39	1,74	2,59	1,70	120	24156E	24156EK30
12	26	6	302,0	478,0	4,0	0,27	2,53	3,77	2,47	113	22256E	22256EK
15	32	6	302,0	478,0	4,0	0,36	2,87	2,79	1,83	152	23256E	23256EK
15	32	8	308,0	552,0	5,0	0,33	2,07	3,09	2,03	228	22356E	22356EK
10	18	6	314,0	406,0	2,5	0,20	3,42	5,08	3,34	39,7	23960E	23960EK
10	22	6	318,0	442,0	3,0	0,25	2,71	4,04	2,65	72,8	23060E	23060EK
12	26	6	318,0	442,0	3,0	0,34	1,99	2,96	1,94	98,7	24060E	24060EK30
12	26	6	322,0	478,0	4,0	0,33	2,06	3,06	2,01	129	23160E	23160EK
15	32	6	322,0	478,0	4,0	0,40	1,68	2,50	1,64	160	24160E	24160EK30
12	26	8	322,0	518,0	4,0	0,27	2,49	3,71	2,43	144	22260E	22260EK
15	32	8	322,0	518,0	4,0	0,37	1,84	2,73	1,80	196	23260E	23260EK
15	32	8	336,0	584,0	6,0	0,32	2,09	3,11	2,04	279	22360E	22360EK
10	18	6	334,0	426,0	2,5	0,19	3,58	5,33	3,50	41,8	23964E	23964EK
12	26	6	338,0	462,0	3,0	0,24	2,76	4,11	2,70	78,6	23064E	23064EK
12	26	6	338,0	462,0	3,0	0,32	2,09	3,11	2,04	104	24064E	24064EK30
15	32	8	342,0	518,0	4,0	0,33	2,03	3,02	1,98	168	23164E	23164EK
15	35	4	342,0	518,0	4,0	0,41	1,65	2,46	1,61	206	24164E	24164EK30
12	26	8	342,0	558,0	4,0	0,27	2,51	3,73	2,45	179	22264E	22264EK
20	40	8	342,0	558,0	4,0	0,37	1,83	2,72	1,76	244	23264E	23264EK
10	18	6	354,0	446,0	2,5	0,18	3,80	5,66	3,72	44,1	23968E	23968EK
12	26	8	362,0	498,0	4,0	0,25	2,74	4,08	2,68	104	23068E	23068EK
15	32	8	362,0	498,0	4,0	0,34	1,98	2,94	1,93	141	24068E	24068EK30
15	32	8	362,0	558,0	4,0	0,33	2,03	3,02	1,98	212	23168E	23168EK
20	40	8	362,0	558,0	4,0	0,42	1,62	2,42	1,59	267	24168E	24168EK30
15	32	8	368,0	592,0	5,0	0,27	2,49	3,71	2,43	224	22268E	22268EK
20	40	8	368,0	592,0	5,0	0,37	1,82	2,70	1,78	299	23268E	23268EK

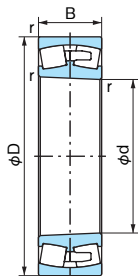


Rolamentos Autocompensadores de Rolos

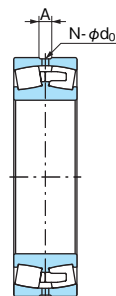
Diâmetro de Furo: 360~440mm



Furo cilíndrico



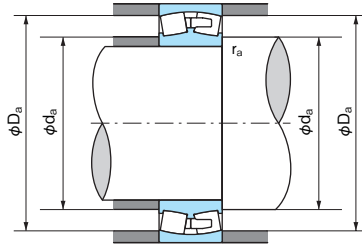
Furo cônico



Com furo para óleo /
ranhura para óleo (W33)
1N=0,102kgf

d	Dimensões principais (mm)			Identificação do Rolamento		Capacidade de carga dinâmica Cr (N)	Capacidade de carga estática Cor (N)	Limite de rotação (min ⁻¹)	
	D	B	r (mín.)	Furo cilíndrico	Furo cônico			Lubrificação com graxa	Lubrificação com óleo
360	480	90	3	23972E	23972EK	1890000	2960000	600	750
	540	134	5	23072E	23072EK	3200000	4500000	530	670
	540	180	5	24072E	24072EK30	4250000	6350000	450	600
	600	192	5	23172E	23172EK	5350000	7250000	430	530
	600	243	5	24172E	24172EK30	6250000	8750000	430	530
380	650	232	6	23272E	23272EK	6950000	9000000	380	500
	520	106	4	23976E	23976EK	2390000	3650000	530	670
	560	135	5	23076E	23076EK	3300000	4700000	530	630
	560	180	5	24076E	24076EK30	4300000	6650000	450	560
	620	194	5	23176E	23176EK	5400000	7400000	400	500
400	620	243	5	24176E	24176EK30	6450000	9300000	400	500
	680	240	6	23276E	23276EK	7500000	9800000	360	480
	540	106	4	23980E	23980EK	2470000	3900000	530	630
	600	148	5	23080E	23080EK	3900000	5500000	480	600
	600	200	5	24080E	24080EK30	5000000	7650000	400	500
	650	200	6	23180E	23180EK	5750000	7900000	380	480
420	650	250	6	24180E	24180EK30	6900000	9850000	380	480
	720	256	6	23280E	23280EK	8500000	11100000	340	450
	560	106	4	23984E	23984EK	2520000	4000000	500	600
	620	150	5	23084E	23084EK	4050000	5850000	450	560
	620	200	5	24084E	24084EK30	5150000	8000000	380	480
	700	224	6	23184E	23184EK	6800000	9250000	360	450
	700	280	6	24184E	24184EK30	8350000	12000000	360	450
440	760	272	7,5	23284E	23284EK	9400000	12500000	330	430
	600	118	4	23988E	23988EK	3100000	4900000	450	560
	650	157	6	23088E	23088EK	4300000	6250000	430	530
	650	212	6	24088E	24088EK30	5750000	9000000	360	450
	720	226	6	23188E	23188EK	7150000	10000000	340	430
	720	280	6	24188E	24188EK30	8550000	12700000	340	430
	790	280	7,5	23288E	23288EK	10000000	13300000	320	400

Nota: Os sufixos K ou K30 indicam furo cônico (1/12 ou 1/30)



■Carga radial dinâmica equivalente

$Pr = XFr + YFa$

$\frac{Fa}{Fr} \leq e$		$\frac{Fa}{Fr} > e$	
X	Y	X	Y
1	Y_1	0,67	Y_2

Valores de Y_1 , Y_2 e a constante e da tabela.

■Carga radial estática equivalente

$P_0r = Fr + Y_0Fa$

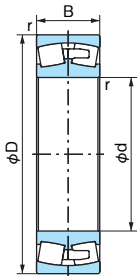
Valores Y_0 da tabela.

Dimensões dos furos e ranhuras de lubrificação			Dimensões internas e de raio (mm)			Constante e	Coeficiente de carga axial			Massa (kg) Furo Cilíndrico (Referência)	Rolamento	
Diâmetro do furo do	Largura da ranhura A	Contagem de furo N	d _a (mín.)	D _a (mín.)	r _a (máx.)		Y ₁	Y ₂	Y ₀		Furo cilíndrico	Furo Cônico
10	18	6	374,0	466,0	2,5	0,17	4,05	6,03	3,96	46,2	23972E	23972EK
12	26	8	382,0	518,0	4,0	0,24	2,84	4,23	2,78	110	23072E	23072EK
15	32	8	382,0	518,0	4,0	0,33	2,06	3,06	2,01	148	24072E	24072EK30
15	32	8	382,0	578,0	4,0	0,33	2,07	3,09	2,03	225	23172E	23172EK
20	40	8	382,0	578,0	4,0	0,42	1,60	2,39	1,57	279	24172E	24172EK30
20	40	8	388,0	622,0	5,0	0,37	1,82	2,70	1,78	342	23272E	23272EK
12	24	8	398,0	502,0	3,0	0,19	3,58	5,33	3,50	68,2	23976E	23976EK
12	26	8	402,0	538,0	4,0	0,23	2,92	4,35	2,86	116	23076E	23076EK
15	32	8	402,0	538,0	4,0	0,31	2,15	3,20	2,10	154	24076E	24076EK30
15	32	8	402,0	598,0	4,0	0,32	2,13	3,17	2,08	236	23176E	23176EK
20	40	8	402,0	598,0	4,0	0,40	1,70	2,53	1,66	290	24176E	24176EK30
20	40	8	408,0	652,0	5,0	0,36	1,86	2,77	1,82	383	23276E	23276EK
12	24	8	418,0	522,0	3,0	0,18	3,75	5,59	3,67	71,4	23980E	23980EK
12	26	8	422,0	578,0	4,0	0,24	2,81	4,19	2,75	151	23080E	23080EK
15	32	8	422,0	578,0	4,0	0,33	2,03	3,02	1,98	204	24080E	24080EK30
15	32	8	428,0	622,0	5,0	0,31	2,18	3,24	2,13	266	23180E	23180EK
20	40	8	428,0	622,0	5,0	0,39	1,73	2,57	1,69	330	24180E	24180EK30
20	45	8	428,0	692,0	5,0	0,36	1,86	2,77	1,82	461	23280E	23280EK
12	24	8	438,0	542,0	3,0	0,18	3,85	5,73	3,76	74,4	23984E	23984EK
12	26	8	442,0	598,0	4,0	0,23	2,92	4,35	2,86	158	23084E	23084EK
15	32	8	442,0	598,0	4,0	0,32	2,09	3,11	2,04	212	24084E	24084EK30
20	40	8	448,0	672,0	5,0	0,33	2,06	3,06	2,01	354	23184E	23184EK
20	45	8	448,0	672,0	5,0	0,40	1,68	2,50	1,64	437	24184E	24184EK30
20	45	8	456,0	724,0	6,0	0,37	1,84	2,74	1,80	548	23284E	23284EK
12	24	8	458,0	582,0	3,0	0,18	3,66	5,46	3,58	101	23988E	23988EK
12	26	8	468,0	622,0	5,0	0,24	2,87	4,27	2,80	183	23088E	23088EK
20	40	8	468,0	622,0	5,0	0,32	2,09	3,11	2,04	247	24088E	24088EK30
20	40	8	468,0	692,0	5,0	0,32	2,13	3,17	2,08	371	23188E	23188EK
20	45	8	468,0	692,0	5,0	0,39	1,73	2,58	1,69	460	24188E	24188EK30
20	45	8	476,0	754,0	6,0	0,36	1,86	2,77	1,82	605	23288E	23288EK

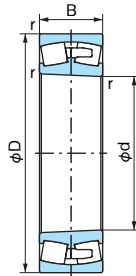


Rolamentos Autocompensadores de Rolos

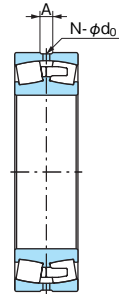
Diâmetro de Furo: 460~600mm



Furo cilíndrico



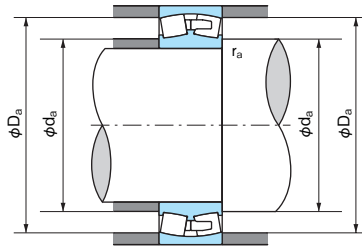
Furo cônico



Com furo para óleo /
ranhura para óleo (W33)
1N=0,102kgf

Dimensões principais (mm)				Identificação do Rolamento		Capacidade de carga dinâmica Cr (N)	Capacidade de carga estática Cor (N)	Limite de rotação (min ⁻¹)	
d	D	B	r (mín.)	Furo cilíndrico	Furo cônico			Lubrificação com graxa	Lubrificação com óleo
460	620	118	4	23992E	23992EK	3050000	4900000	430	530
	680	163	6	23092E	23092EK	4700000	6850000	400	500
	680	218	6	24092E	24092EK30	6100000	9650000	340	430
	760	240	7,5	23192E	23192EK	8000000	11200000	320	400
	760	300	7,5	24192E	24192EK30	9450000	13900000	320	400
	830	296	7,5	23292E	23292EK	10600000	14500000	300	380
480	650	128	5	23996E	23996EK	3300000	5450000	430	530
	700	165	6	23096E	23096EK	4850000	7250000	400	480
	700	218	6	24096E	24096EK30	6300000	10100000	340	430
	790	248	7,5	23196E	23196EK	8500000	12000000	300	380
	790	308	7,5	24196E	24196EK30	9950000	14800000	300	380
500	870	310	7,5	23296E	23296EK	11300000	15400000	280	360
	670	128	5	239/500E	239/500EK	3400000	5700000	400	500
	720	167	6	230/500E	230/500EK	5050000	7650000	380	480
	720	218	6	240/500E	240/500EK30	6450000	10500000	320	400
	830	264	7,5	231/500E	231/500EK	9300000	13000000	280	360
	830	325	7,5	241/500E	241/500EK30	11000000	16200000	280	360
530	920	336	7,5	232/500E	232/500EK	13200000	17800000	260	340
	710	136	5	239/530E	239/530EK	4100000	6800000	360	450
	780	185	6	230/530E	230/530EK	6250000	9450000	370	450
	780	250	6	240/530E	240/530EK30	7800000	12500000	300	370
	870	272	7,5	231/530E	231/530EK	10200000	14600000	260	340
560	980	355	9,5	232/530E	232/530EK	15300000	21000000	240	300
	750	140	5	239/560E	239/560EK	4250000	6950000	340	430
	820	195	6	230/560E	230/560EK	7000000	10800000	340	430
	820	258	6	240/560E	240/560EK30	8350000	13500000	280	350
	920	280	7,5	231/560E	231/560EK	11000000	15800000	240	320
	1030	365	9,5	232/560E	232/560EK	16000000	22000000	220	280
600	800	150	5	239/600E	239/600EK	4800000	8050000	320	400
	870	200	6	230/600E	230/600EK	7650000	12000000	320	400
	870	272	6	240/600E	240/600EK30	9050000	14900000	260	330
	980	300	7,5	231/600E	231/600EK	12100000	17500000	220	280
	1090	388	9,5	232/600E	232/600EK	17900000	25100000	200	260

Nota: Os sufixos K ou K30 indicam furo cônico (1/12 ou 1/30)



■Carga radial dinâmica equivalente

$P_r = XFr + YFa$

$\frac{Fa}{Fr} \leq e$		$\frac{Fa}{Fr} > e$	
X	Y	X	Y
1	Y_1	0,67	Y_2

Valores de Y_1 , Y_2 e a constante e da tabela.

■Carga radial estática equivalente

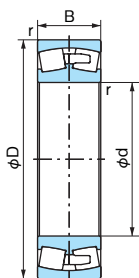
$P_o = Fr + Y_o Fa$

Valores Y_o da tabela.

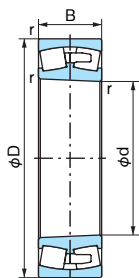
Dimensões dos furos e ranhuras de lubrificação			Dimensões internas e de raio (mm)			Constante e	Coeficiente de carga axial			Massa (kg) Furo Cilíndrico (Referência)	Rolamento	
Diâmetro do furo do	Largura da ranhura A	Contagem de furo N	d _a (mín.)	D _a (mín.)	r _a (máx.)		Y ₁	Y ₂	Y _o		Furo cilíndrico	Furo Cônico
12	24	8	478,0	602,0	3,0	0,18	3,85	5,73	3,76	105	23992E	23992EK
15	32	8	488,0	652,0	5,0	0,23	2,92	4,35	2,86	208	23092E	23092EK
20	40	8	488,0	652,0	5,0	0,32	2,12	3,15	2,07	279	24092E	24092EK30
20	40	8	496,0	724,0	6,0	0,32	2,12	3,15	2,07	446	23192E	23192EK
20	45	8	496,0	724,0	6,0	0,40	1,69	2,52	1,65	550	24192E	24192EK30
20	45	8	496,0	794,0	6,0	0,36	1,85	2,75	1,81	709	23292E	23292EK
15	32	8	502,0	628,0	4,0	0,18	3,75	5,59	3,67	126	23996E	23996EK
15	32	8	508,0	672,0	5,0	0,22	3,01	4,48	2,94	217	23096E	23096EK
20	40	8	508,0	672,0	5,0	0,31	2,20	3,27	2,15	290	24096E	24096EK30
20	40	8	516,0	754,0	6,0	0,32	2,12	3,15	2,07	495	23196E	23196EK
20	45	8	516,0	754,0	6,0	0,39	1,71	2,54	1,67	625	24196E	24196EK30
20	45	8	516,0	834,0	6,0	0,37	1,82	2,70	1,78	820	23296E	23296EK
15	28	8	522,0	648,0	4,0	0,18	3,85	5,73	3,76	130	239500E	239500EK
15	32	8	528,0	692,0	5,0	0,22	3,07	4,57	3,00	228	230500E	230500EK
20	40	8	528,0	692,0	5,0	0,30	2,26	3,37	2,21	300	240500E	240500EK30
20	45	8	536,0	794,0	6,0	0,32	2,09	3,11	2,04	584	231500E	231500EK
25	50	8	536,0	794,0	6,0	0,40	1,70	2,53	1,66	718	241500E	241500EK30
25	50	8	536,0	884,0	6,0	0,38	1,78	2,65	1,74	1000	232500E	232500EK
15	28	8	552,0	688,0	4,0	0,18	3,85	5,73	3,76	156	239530E	239530EK
15	32	8	558,0	752,0	5,0	0,23	2,98	4,44	2,91	308	230530E	230530EK
20	40	8	558,0	752,0	5,0	0,32	2,12	3,15	2,07	417	240530E	240530EK30
20	45	8	566,0	834,0	6,0	0,32	2,13	3,17	2,08	640	231530E	231530EK
25	60	8	574,0	936,0	8,0	0,37	1,80	2,69	1,76	1215	232530E	232530EK
15	28	8	582,0	728,0	4,0	0,17	3,90	5,80	3,81	177	239560E	239560EK
15	32	8	588,0	792,0	5,0	0,23	2,95	4,39	2,89	359	230560E	230560EK
20	45	8	588,0	792,0	5,0	0,31	2,21	3,29	2,16	468	240560E	240560EK30
20	45	8	596,0	884,0	6,0	0,31	2,20	3,27	2,15	732	231560E	231560EK
25	50	8	612,0	992,0	8,0	0,37	1,82	2,70	1,78	1390	232560E	232560EK
20	35	8	622,0	778,0	4,0	0,17	3,95	5,87	3,86	214	239600E	239600EK
15	32	8	628,0	842,0	5,0	0,22	3,10	4,62	3,03	408	230600E	230600EK
20	45	8	628,0	842,0	5,0	0,31	2,20	3,27	2,15	551	240600E	240600EK30
20	45	8	636,0	944,0	6,0	0,31	0,22	3,27	2,15	887	231600E	231600EK
25	50	8	654,0	1048	8,0	0,37	1,82	2,70	1,78	1640	232600E	232600EK

■ Rolamentos Autocompensadores de Rolos

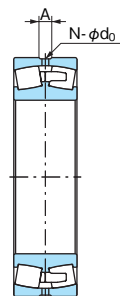
Diâmetro de Furo: 630~1060mm



Furo cilíndrico



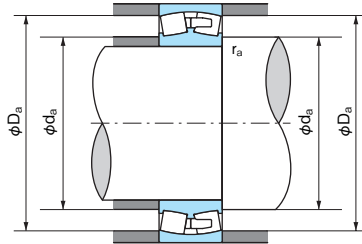
Furo cônico



Com furo para óleo /
ranhura para óleo (W33)
1N=0,102kgf

Dimensões principais (mm)				Identificação do Rolamento		Capacidade de carga dinâmica Cr (N)	Capacidade de carga estática Cor (N)	Limite de rotação (min ⁻¹)	
d	D	B	r (mín.)	Furo cilíndrico	Furo cônico			Lubrificação com graxa	Lubrificação com óleo
630	850	165	6	239/630E	239/630EK	5750000	9700000	300	360
	920	212	7,5	230/630E	230/630EK	8350000	13100000	290	380
	1030	315	7,5	231/630E	231/630EK	13500000	19800000	200	260
670	900	170	6	239/670E	239/670EK	6200000	10500000	260	340
	980	230	7,5	230/670E	230/670EK	9650000	15300000	270	340
	980	308	7,5	240/670E	240/670EK30	12000000	19800000	230	290
	1090	336	7,5	231/670E	231/670EK	15300000	23000000	190	240
710	950	180	6	239/710E	239/710EK	6950000	12100000	240	320
	1030	236	7,5	230/710E	230/710EK	10300000	16600000	250	320
	1150	345	9,5	231/710E	231/710EK	16800000	25300000	170	220
750	1000	185	6	239/750E	239/750EK	7500000	13200000	220	300
	1090	250	7,5	230/750E	230/750EK	11700000	18900000	230	300
	1220	365	9,5	231/750E	231/750EK	18100000	27700000	170	210
800	1060	195	6	239/800E	239/800EK	8150000	14500000	220	280
	1150	258	7,5	230/800E	230/800EK	12200000	20900000	210	270
	1150	345	7,5	240/800E	240/800EK30	15400000	27200000	200	250
	1280	375	9,5	231/800E	231/800EK	20000000	31000000	160	210
850	1120	200	6	239/850E	239/850EK	8600000	15600000	190	260
	1220	272	7,5	230/850E	230/850EK	13600000	22500000	190	240
900	1180	206	6	239/900E	239/900EK	9300000	17000000	180	240
	1280	280	7,5	230/900E	230/900EK	14600000	25400000	180	220
950	1250	224	7,5	239/950E	239/950EK	10800000	19900000	170	220
	1360	300	7,5	230/950E	230/950EK	16100000	27200000	160	200
1000	1320	236	7,5	239/1000E	239/1000EK	11600000	21300000	150	200
	1420	308	7,5	230/1000E	230/1000EK	17200000	29700000	150	190
1060	1400	250	7,5	239/1060E	239/1060EK	13200000	24500000	140	180

Nota: Os sufixos K ou K30 indicam furo cônico (1/12 ou 1/30)



■Carga radial dinâmica equivalente

$P_r = X F_r + Y F_a$

$\frac{F_a}{F_r} \leq e$		$\frac{F_a}{F_r} > e$	
X	Y	X	Y
1	Y ₁	0,67	Y ₂

Valores de Y₁, Y₂ e a constante e da tabela.

■Carga radial estática equivalente

$P_o = F_r + Y_o F_a$

Valores Y_o da tabela.

Dimensões dos furos e ranhuras de lubrificação			Dimensões internas e de raio (mm)			Constante e	Coeficiente de carga axial			Massa (kg) Furo Cilíndrico (Referência)	Rolamento	
Diâmetro do furo do	Largura da ranhura A	Contagem de furo N	d _a (mín.)	D _a (mín.)	r _a (máx.)		Y ₁	Y ₂	Y _o		Furo cilíndrico	Furo Cônico
20	35	8	658,0	822,0	5,0	0,18	3,71	5,52	3,62	273	239/630E	239/630EK
20	40	8	666,0	884,0	6,0	0,22	3,07	4,57	3,00	487	230/630E	230/630EK
20	45	8	666,0	994,0	6,0	0,31	2,20	3,27	2,15	1070	231/630E	231/630EK
20	35	8	698,0	872,0	5,0	0,17	3,90	5,80	3,81	316	239/670E	239/670EK
20	40	8	706,0	944,0	6,0	0,22	3,01	4,48	2,94	603	230/670E	230/670EK
20	45	8	706,0	944,0	6,0	0,31	2,21	3,29	2,16	801	240/670E	240/670EK30
25	50	8	706,0	1054	6,0	0,31	2,18	3,24	2,13	1260	231/670E	231/670EK
20	35	8	738,0	922,0	5,0	0,17	3,90	5,80	3,81	369	239/710E	239/710EK
20	40	8	746,0	994,0	6,0	0,22	3,10	4,62	3,03	676	230/710E	230/710EK
25	50	8	754,0	1106	8,0	0,30	2,24	3,34	2,19	1432	231/710E	231/710EK
20	35	8	778,0	972,0	5,0	0,17	4,00	5,95	3,91	417	239/750E	239/750EK
20	40	8	786,0	1054	6,0	0,22	3,10	4,62	3,03	803	230/750E	230/750EK
25	50	8	794,0	1176	8,0	0,30	2,25	3,34	2,20	1710	231/750E	231/750EK
20	35	8	825,0	1032	5,0	0,17	4,00	5,96	3,91	470	239/800E	239/800EK
20	45	8	836,0	1114	6,0	0,21	3,20	4,77	3,13	910	230/800E	230/800EK
25	50	8	836,0	1114	6,0	0,28	2,43	3,61	2,37	1200	240/800E	240/800EK30
25	50	8	844,0	1236	8,0	0,29	2,32	3,45	2,26	1910	231/800E	231/800EK
20	40	8	878,0	1092	5,0	0,16	4,16	6,20	4,07	546	239/850E	239/850EK
20	40	8	886,0	1184	6,0	0,21	3,20	4,77	3,13	1059	230/850E	230/850EK
20	40	8	928,0	1152	5,0	0,16	4,22	6,28	4,13	618	239/900E	239/900EK
20	45	8	936,0	1244	6,0	0,21	3,27	4,87	3,20	1200	230/900E	230/900EK
20	40	8	986,0	1214	6,0	0,16	4,11	6,12	4,02	763	239/950E	239/950EK
20	45	8	986,0	1324	6,0	0,21	3,23	4,82	3,16	1450	230/950E	230/950EK
25	48	8	1036	1284	6,0	0,17	4,05	6,03	3,96	895	239/1000E	239/1000EK
20	45	8	1036	1384	6,0	0,21	3,27	4,87	3,20	1610	230/1000E	230/1000EK
25	48	8	1096	1364	6,0	0,17	4,05	6,03	3,96	1077	239/1060E	239/1060EK

